



2013-14 Yearly Results

2013 1A State Baseball Championships



Tuesday, October 8

Dues Field at Spanish Fork HS

St. Joseph

*Region 16 #1**

10:00 AM

Wayne

9-5

Wayne

Region 26 #1

Green River

Region 17 #1

12:00 PM

***Pinte**

13-6

Pinte

Region 26 #1

Tabiona

*Region 17 #1**

2:30 PM

Tabiona

10-7

Wendover

Region 16 #1

2:00 PM

***Panguitch**

9-0

Panguitch

*Region 26 #1**

4:30 PM

Panguitch

16-7

Tintic

Region 16 #1

Friday, October 11
Utah Valley University

Saturday, October 12

Utah Valley University

12:00 PM

Piute

8-6

Championships presented by:



11:00 AM

Panguitch

Champion

2-0

For standings, stats and more info:



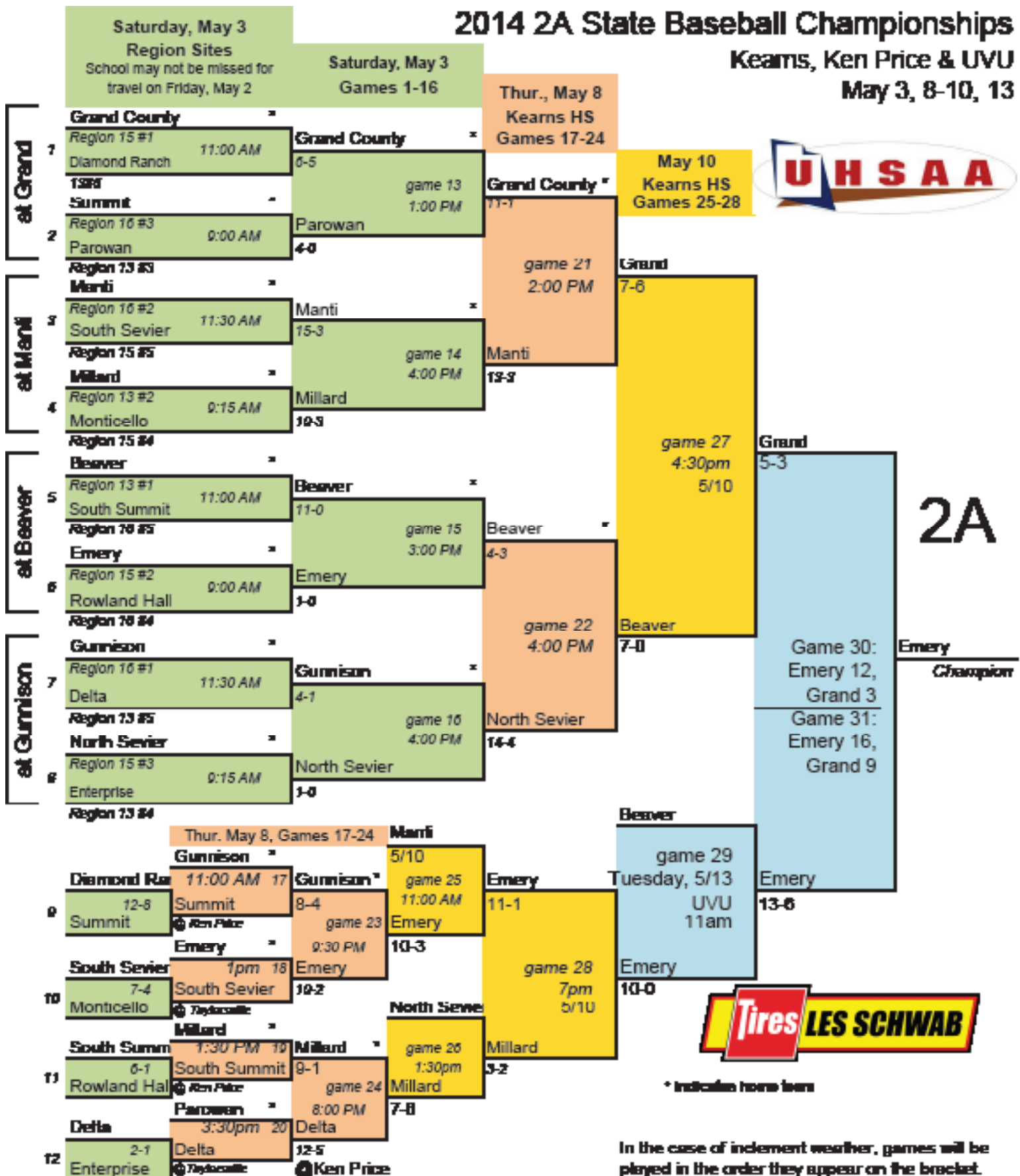
* Designated home team for each game will be higher seeded team. In the event that both teams have same seed then a coin toss will determine home team. Home teams will occupy third base dugout.

2014 2A State Baseball Championships

Keams, Ken Price & UVU
May 3, 8-10, 13



2A



Home teams are pre-determined by seed for games 1-16. For games 17-20, 23-24 home team is pre-determined. After that, the team that has been home team the least during the tournament (beginning with Game #17) will be the home team. A coin toss will determine home team if both teams have the same seed for games 9-16. A coin toss will determine home team for games 21, 22, 25-29 if both teams have been the home team an equal number of times since game 17. For game 30, the undetached team will be the home team. The winner of game 30 will be the home team of game 31.

2014 3A State Baseball Championships

Regional Sites and UVU
May 10 & 15-17



3A

at Payson

at Desert Hills

at Juan Diego

at Grantsville

Saturday, May 10
Region Sites

Saturday, May 10
Games 1-16

Thur., May 15
UVU
Games 17-24

Friday, May 16
UVU
Games 25-28

Stansbury
Region 11 #2
11:15 AM
Region 10 #3
Payson

Stansbury
game 13
3:45 PM
Pine View

Pine View
5-2

Region 12 #1
Pine View
9:00 AM
Region 9 #4
Desert Hills

Pine View
11-1

game 21
11:00 AM
Desert Hills

Region 9 #1
Richfield
12:30 PM
Region 12 #4
Park City

Desert Hills
12-2
game 14
5:30 PM
Park City

Desert Hills
8-2

Region 10 #2
Bear River
10:00 AM
Region 11 #3
Cedar

Park City
8-0

game 22
1:30 PM
Grantsville

Region 9 #2
Juab
12:00 PM
Region 12 #3
Juan Diego

Cedar
13-1
game 15
5:00 PM
Juan Diego

Juan Diego
3-2

Region 10 #1
Tooele
2:30 PM
Region 11 #4
Grantsville

Juan Diego
0-1

game 29
9:00 AM
Sat., May 17
UVU

Region 11 #1
Morgan
10:00 AM
Region 10 #4
Carbon

Grantsville
7-0
game 16
4:00 PM
Carbon

Desert Hills
13-8

Region 12 #2
Canyon View
1:00 PM
Region 9 #3
Carbon

Carbon
2-0

game 30
Desert Hills 13,
Grantsville 8

Region 11 #3
Canyon View
1:00 PM
Region 9 #3
Carbon

Carbon
2-0

game 31
Grantsville 8,
Desert Hills 7

Region 12 #3
Canyon View
1:00 PM
Region 9 #3
Carbon

Carbon
2-0

game 31, if
necessary, will
be played 20
minutes after
the conclusion
of Game 30

Region 11 #4
Grantsville
10:00 AM
Region 10 #5
Carbon

Grantsville
7-0
game 16
4:00 PM
Carbon

Desert Hills
13-8

Region 12 #4
Canyon View
1:00 PM
Region 9 #3
Carbon

Carbon
2-0

game 28
7:00 PM
Park City

Region 11 #5
Canyon View
1:00 PM
Region 9 #3
Carbon

Carbon
2-0

game 26
1:30 PM
Park City

Region 12 #5
Canyon View
1:00 PM
Region 9 #3
Carbon

Carbon
2-0

game 24
7:00 PM
Canyon View

Region 11 #6
Canyon View
1:00 PM
Region 9 #3
Carbon

Carbon
2-0

game 23
4:30 PM
Cedar

Region 12 #6
Canyon View
1:00 PM
Region 9 #3
Carbon

Carbon
2-0

game 25
11:00 AM
Cedar

Region 11 #7
Canyon View
1:00 PM
Region 9 #3
Carbon

Carbon
2-0

game 27
4:30 PM
Desert Hills

Region 12 #7
Canyon View
1:00 PM
Region 9 #3
Carbon

Carbon
2-0

game 28
7:00 PM
Park City

Region 11 #8
Canyon View
1:00 PM
Region 9 #3
Carbon

Carbon
2-0

game 29
9:00 AM
Sat., May 17
UVU



* indicates home team

In the case of inclement weather, games will be played in the order they appear on the bracket.

Home teams are pre-determined by seed for games 1-16. For games 17-20, 23-24 home team is pre-determined. After that, the team that has been home team the least during the tournament (beginning with Game #17) will be the home team. A coin toss will determine home team if both teams have the same seed for games 9-16. A coin toss will determine home team for games 21, 22, 25-29 if both teams have been the home team an equal number of times since game 17. For game 30, the unseeded team will be the home team. The winner of game 30 will be the home team of game 31.

2014 4A State Baseball Championships

Home Sites & UVU
May 13-14 & 19-23



4A

Tuesday, May 13th Home Sites Games 1-8		Wednesday, May 14th Home Sites Games 9-16		Tues., May 20th UVU Games 21-24		Thurs., May 22nd UVU Games 28-29	
1	Murray Region 7 #2 Woods Cross Region 6 #3 Spanish Fork Region 8 #1 Bonneville Region 5 #4 Mountain Crest Region 5 #1 Wasatch Region 6 #4 Kearns Region 6 #2 Mtn View Region 7 #3 Box Elder	*	Murray 10-0 game 13 Spanish Fork 7-0 Mountain Crest 1-0 game 14 Mountain View 6-2 Salem Hills 13-9 game 15 Bountiful 7-0 Skyline 4-3 game 16 Maple Mountain 11-0	*	Spanish Fork 10-8 game 23 4:30 PM Mountain Crest 3-1 Bountiful 6-5 game 24 7:00 pm Skyline 10-0	*	Mountain Crest 6-0 game 28 11:00 AM Bountiful 14-1
2	Mountain Crest Region 5 #1 Wasatch Region 6 #4 Kearns Region 6 #2 Mtn View Region 7 #3 Box Elder	*	Mountain Crest 1-0 game 14 Mountain View 6-2 Salem Hills 13-9 game 15 Bountiful 7-0 Skyline 4-3 game 16 Maple Mountain 11-0	*	Mountain Crest 3-1 Bountiful 6-5 game 24 7:00 pm Skyline 10-0	*	Mountain Crest 6-0 game 28 11:00 AM Bountiful 14-1
3	Salem Hills Region 5 #2 Salem Hills Region 6 #3 Bountiful Region 6 #1 Timpanogos Region 7 #4 Skyline Region 7 #1 Cyprus Region 6 #4 Maple Mountain	*	Salem Hills 13-9 game 15 Bountiful 7-0 Skyline 4-3 game 16 Maple Mountain 11-0	*	Salem Hills 13-9 game 15 Bountiful 6-5 game 24 7:00 pm Skyline 10-0	*	Salem Hills 13-9 game 15 Bountiful 6-5 game 24 7:00 pm Skyline 10-0
4	Maple Mountain Region 8 #2 Logan Region 5 #3	*	Maple Mountain 11-0	*	Maple Mountain 11-0	*	Maple Mountain 11-0
5	Woods Cross Bonneville Wasatch Kearns Box Elder Timpanogos Cyprus Logan	17	Woods Cross 12-9 game 22 1:30 PM Salem Hills 2-3 Box Elder 6-4 game 21 11:00 AM Logan 14-13	18	Woods Cross 12-9 game 22 1:30 PM Salem Hills 2-3 Box Elder 6-4 game 21 11:00 AM Logan 14-13	19	Woods Cross 12-9 game 22 1:30 PM Salem Hills 2-3 Box Elder 6-4 game 21 11:00 AM Logan 14-13
6	Woods Cross Bonneville Wasatch Kearns Box Elder Timpanogos Cyprus Logan	17	Woods Cross 12-9 game 22 1:30 PM Salem Hills 2-3 Box Elder 6-4 game 21 11:00 AM Logan 14-13	18	Woods Cross 12-9 game 22 1:30 PM Salem Hills 2-3 Box Elder 6-4 game 21 11:00 AM Logan 14-13	19	Woods Cross 12-9 game 22 1:30 PM Salem Hills 2-3 Box Elder 6-4 game 21 11:00 AM Logan 14-13
7	Woods Cross Bonneville Wasatch Kearns Box Elder Timpanogos Cyprus Logan	17	Woods Cross 12-9 game 22 1:30 PM Salem Hills 2-3 Box Elder 6-4 game 21 11:00 AM Logan 14-13	18	Woods Cross 12-9 game 22 1:30 PM Salem Hills 2-3 Box Elder 6-4 game 21 11:00 AM Logan 14-13	19	Woods Cross 12-9 game 22 1:30 PM Salem Hills 2-3 Box Elder 6-4 game 21 11:00 AM Logan 14-13
8	Woods Cross Bonneville Wasatch Kearns Box Elder Timpanogos Cyprus Logan	17	Woods Cross 12-9 game 22 1:30 PM Salem Hills 2-3 Box Elder 6-4 game 21 11:00 AM Logan 14-13	18	Woods Cross 12-9 game 22 1:30 PM Salem Hills 2-3 Box Elder 6-4 game 21 11:00 AM Logan 14-13	19	Woods Cross 12-9 game 22 1:30 PM Salem Hills 2-3 Box Elder 6-4 game 21 11:00 AM Logan 14-13
9	Woods Cross Bonneville Wasatch Kearns Box Elder Timpanogos Cyprus Logan	17	Woods Cross 12-9 game 22 1:30 PM Salem Hills 2-3 Box Elder 6-4 game 21 11:00 AM Logan 14-13	18	Woods Cross 12-9 game 22 1:30 PM Salem Hills 2-3 Box Elder 6-4 game 21 11:00 AM Logan 14-13	19	Woods Cross 12-9 game 22 1:30 PM Salem Hills 2-3 Box Elder 6-4 game 21 11:00 AM Logan 14-13
10	Woods Cross Bonneville Wasatch Kearns Box Elder Timpanogos Cyprus Logan	17	Woods Cross 12-9 game 22 1:30 PM Salem Hills 2-3 Box Elder 6-4 game 21 11:00 AM Logan 14-13	18	Woods Cross 12-9 game 22 1:30 PM Salem Hills 2-3 Box Elder 6-4 game 21 11:00 AM Logan 14-13	19	Woods Cross 12-9 game 22 1:30 PM Salem Hills 2-3 Box Elder 6-4 game 21 11:00 AM Logan 14-13
11	Woods Cross Bonneville Wasatch Kearns Box Elder Timpanogos Cyprus Logan	17	Woods Cross 12-9 game 22 1:30 PM Salem Hills 2-3 Box Elder 6-4 game 21 11:00 AM Logan 14-13	18	Woods Cross 12-9 game 22 1:30 PM Salem Hills 2-3 Box Elder 6-4 game 21 11:00 AM Logan 14-13	19	Woods Cross 12-9 game 22 1:30 PM Salem Hills 2-3 Box Elder 6-4 game 21 11:00 AM Logan 14-13
12	Woods Cross Bonneville Wasatch Kearns Box Elder Timpanogos Cyprus Logan	17	Woods Cross 12-9 game 22 1:30 PM Salem Hills 2-3 Box Elder 6-4 game 21 11:00 AM Logan 14-13	18	Woods Cross 12-9 game 22 1:30 PM Salem Hills 2-3 Box Elder 6-4 game 21 11:00 AM Logan 14-13	19	Woods Cross 12-9 game 22 1:30 PM Salem Hills 2-3 Box Elder 6-4 game 21 11:00 AM Logan 14-13

* indicates home team

In the case of inclement weather, games will be played in the order they appear on the bracket.

Home teams are pre-determined by seed for games 1-16. For games 17-20, 21-24 home team is pre-determined. After that, the team that has been home team the least during the tournament (beginning with Game #17) will be the home team. A coin toss will determine home team if both teams have the same seed for games 5-16. A coin toss will determine home team for games 21-24 if both teams have the same seed for games 17-20. For games 25-30 the undefeated

2014 5A State Baseball Championships

Home Sites, Kearns & UVU
May 13-14 & 19-23



Tuesday, May 13th Home Sites Games 1-8		Wednesday, May 14th Home Sites Games 9-16		Tues., May 20th Kearns HS Games 21-24		Thurs., May 22nd UVU Games 28-29	
Copper Hills *		Copper Hills		Copper Hills *			
1 Region 3 #2 Hillcrest 4:00 PM		10-0 4:00 PM game 13		6-3 game 23 4:30 PM			
2 Region 2 #3 Pleasant Grove *		Viewmont		Layton		Layton	
Region 4 #1 Viewmont 4:00 PM		3-4		8-6			
3 Region 7 #4 Layton *		Layton		game 28 4:30 PM		Jordan	
Region 1 #1 Riverton 4:00 PM		4-2 4:00 PM game 14				9-2	
4 Region 4 #4 Cottonwood *		Bingham					
Region 2 #2 Bingham 4:00 PM		3-0					
5 Region 3 #3 Davis *		Lone Peak					
Region 1 #2 Lone Peak 4:00 PM		5-2 4:00 PM game 15					
6 Region 4 #3 Taylorsville *		Taylorsville					
Region 2 #1 Brighton 4:00 PM		3-0					
7 Region 3 #4 Jordan *		Jordan					
Region 3 #1 Hunter 4:00 PM		7-0 4:00 PM game 16					
8 Region 2 #4 American Fork *		Fremont					
Region 4 #2 Fremont 4:00 PM		3-2					
9 Region 7 #3							
Mon., May 19 at Kearns		Wed., May 21st at Kearns					
Fremont *		Copper Hills					
11:00 AM 17		game 25 1:30 PM					
Hillcrest 4:00 PM		Pleasant Grove					
10-0 4:00 PM game 22 1:30 PM		12-3					
Pl. Grove 10-0		game 27 7:00 PM					
Taylorsville *		11-10					
1:30 PM 18		game 26 4:00 PM					
Riverton 4:00 PM		12-2					
11-10 4:00 PM game 21 11:00 AM		11-2					
Cottonwood 11-10		game 29 7:00 PM					
Davis 4:30 PM 19		16-7					
4:00 PM							
Brighton 3-0							
7:00 PM 20							
Hunter 7:00 PM							
6-0							
Am. Fork 6-0							

5A

Jordan
Champion



* indicates home team

In the case of inclement weather, games will be played in the order they appear on the bracket.

2014 UHSAA 1A Boys Championships



Tournament at
Sevier Valley Center



Tournament streamed live
on NFHSNetwork.com

Wilson.

First Round Wednesday, March 5

19#2	*Green River
18#3	Tintic
Green River, 63-41	

20#1	*Panguitch
20#6	Wayne
Panguitch, 67-45	

17#1	*Rich
20#4	Bryce Valley
Rich, 54-31	

19#3	*St. Joseph
19#5	Monument Valley
Monument Valley, 53-47	

17#2	*Duchesne
20#3	Valley
Duchesne, 65-44	

19#4	*Wendover
19#6	Teloa
Wendover, 56-51	

19#1	*Monticello
20#5	Diamond Ranch
Monticello, 77-63	

20#2	*Pinto
19#5	Tablorn
Pinto, 65-57 DT	

* - Indicates home team

Home team will always be higher seed.
In event of same seed, team shown in top
bracket will be designated home team.

Quarterfinals Thursday, March 6

Green River
*Panguitch
Panguitch, 65-58

*Rich
Monument Valley
Rich, 49-43

Duchesne
*Wendover
Duchesne, 75-52

*Monticello
Pinto
Monticello, 45-42

Consolation Thursday, March 6

*Tintic
Wayne
Wayne, 49-42

Bryce Valley
*St. Joseph
Bryce Valley, 56-43

*Valley
Teloa
Valley, 79-27

Diamond Ranch
*Tablorn
Tablorn, 67-57

Semifinals Friday, March 7

*Panguitch
Rich
Panguitch, 33-29

Duchesne
*Monticello
Monticello, 62-46

Consolation Friday, March 7
*Green River
Monument Valley
Green River, 55-43

*Wendover
Pinto
Pinto, 77-52

Wayne
*Bryce Valley
Wayne, 50-37

*Valley
Tablorn
Tablorn, 57-50

Championship Saturday, March 8

*Panguitch
Monticello
Monticello, 34-31

3rd Place Saturday, March 8

*Rich
Duchesne
Rich, 58-45

5th Place Saturday, March 8

*Green River
Pinto
Pinto, 70-48

6th Place Saturday, March 8

Wayne
*Tablorn
Tablorn, 52-43

Championships presented by:



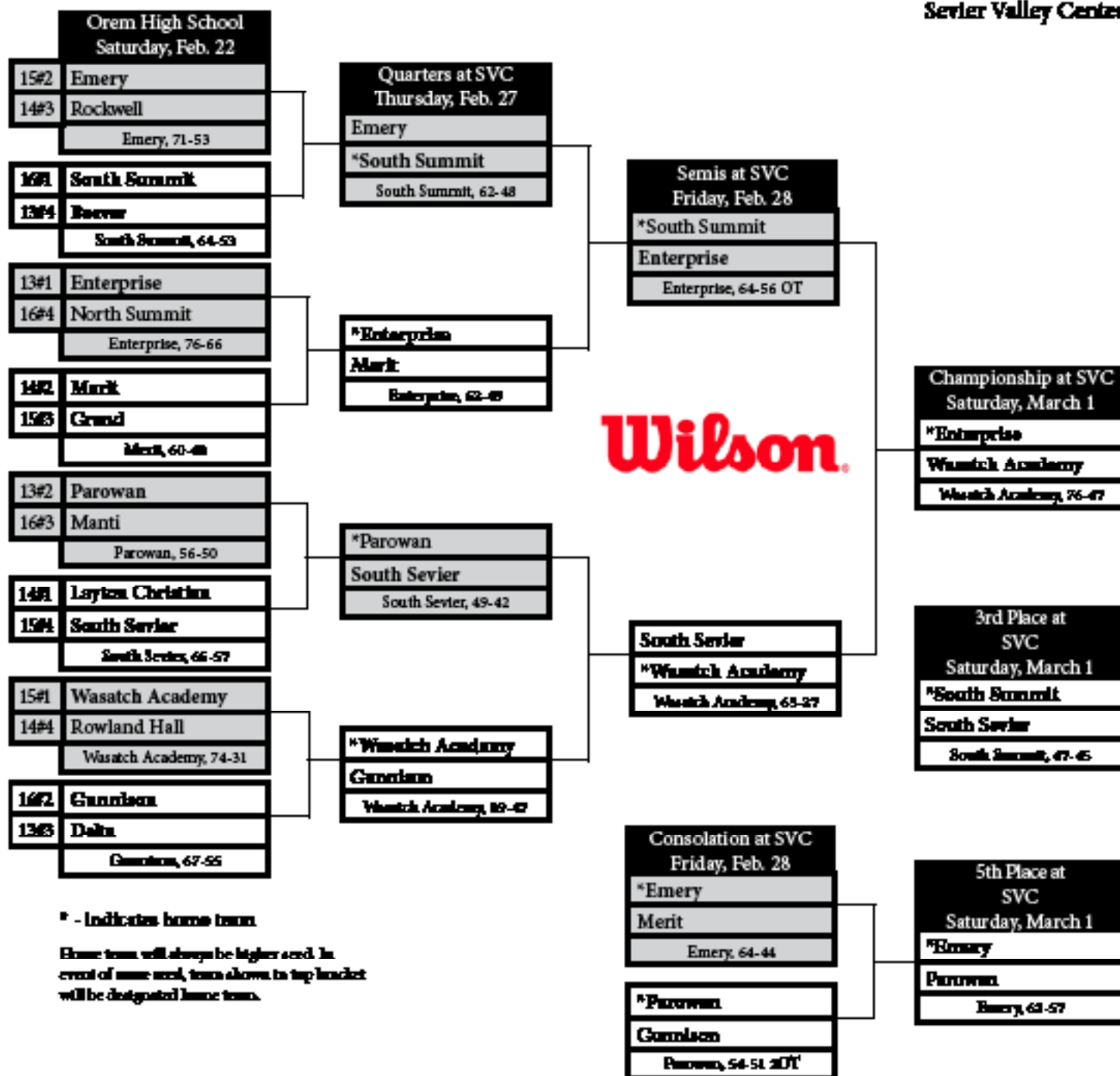
2014 UHSAA 2A Boys Championships



Orem HS and Sevier Valley Center



Tournament at
Sevier Valley Center



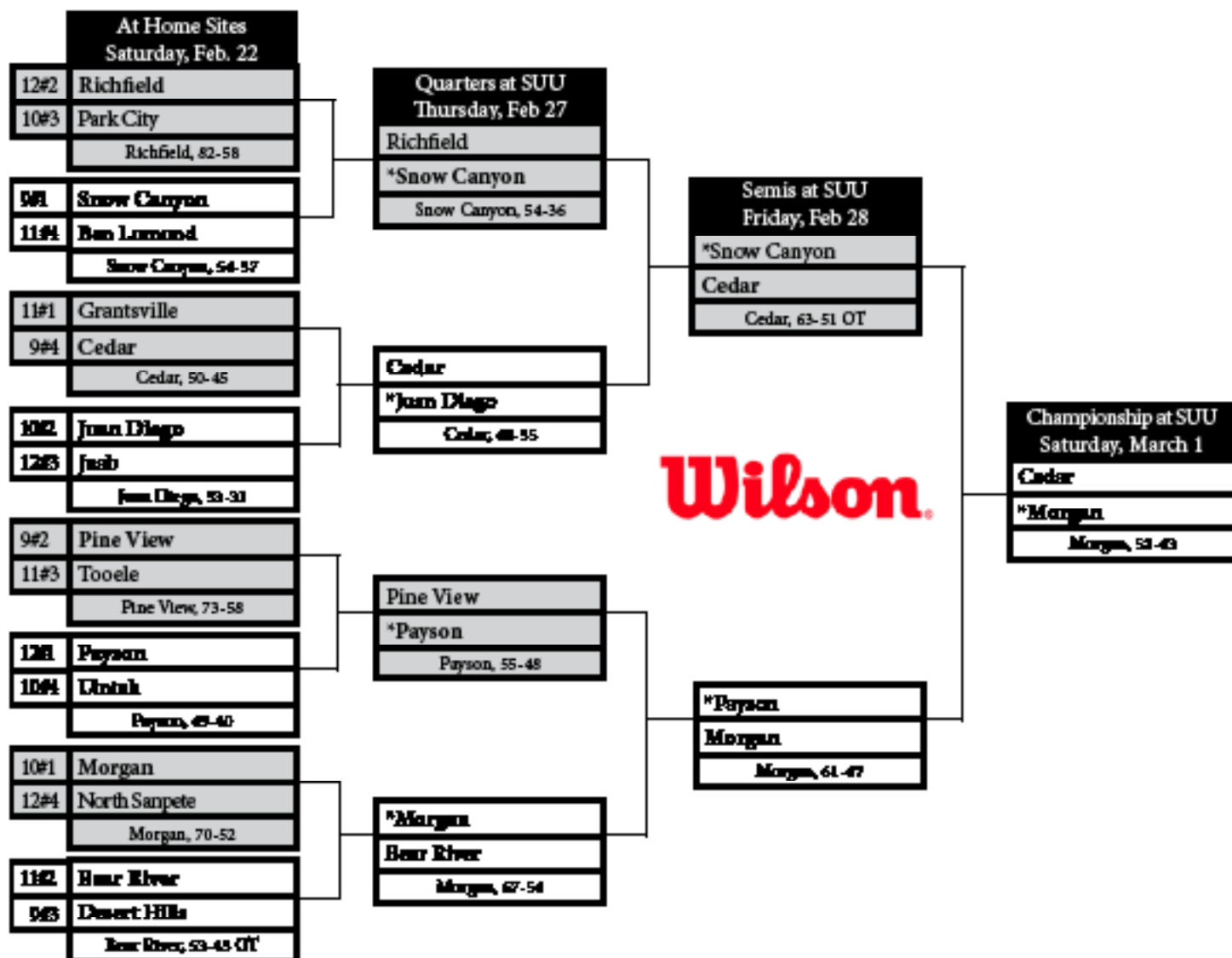
Championships presented by:



2014 UHSAA 3A Boys Championships



At Home Sites and Southern Utah University



Wilson.

* - indicates home team

Home team will always be higher seed. In event of same seed, team shown in top bracket will be designated home team.

Championships presented by:



2014 UHSAA 4A Boys Championships



First Round Monday, March 3

6#2	*Kearns
8#3	Spanish Fork
Kearns, 56-47	

7#1	*Orem
5#4	Bear Elder
Orem, 75-56	

5#1	*Roy
7#4	Skyline
Roy, 62-60	

8#2	*Springville
6#3	Judge Memorial
Springville, 61-59	

5#2	*Sky View
7#3	Olympus
Olympus, 71-50	

8#1	*Timpview
6#4	Highland
Highland, 74-64	

6#1	*Bountiful
8#4	Provo
Bountiful, 76-44	

7#2	*Mountain View
5#3	Logan
Mountain View, 56-53 OT	

Quarterfinals Wednesday, March 5

Kearns
*Orem
Orem, 48-37

*Roy
Springville
Springville, 48-45

*Olympus
Highland
Olympus, 65-50

*Bountiful
Mountain View
Bountiful, 61-46

We encourage you to ride UTA to the game. Anyone with a ticket to a playoff game can use that ticket as their fare on UTA for the full day of the game.

Semifinals Friday, March 7

*Orem
Springville
Orem, 61-46

Semis and Finals televised live



Championship Saturday, March 8

*Orem
Bountiful
Bountiful, 44-43

Olympus
*Bountiful
Bountiful, 63-54

* - indicates home team.
Home team will always be higher seed.
In event of same seed, team shown in top bracket will be designated home team.

Wilson.

Championships presented by:



2014 UHSAA 5A Boys Championships



First Round Tuesday, March 4	
3#2	*Bingham
2#3	West
Bingham, 72-43	
4#1	*Lone Peak
1#4	Syracuse
Lone Peak, 87-60	
1#1	*Davis
4#4	Herriman
Davis, 67-37	
2#2	*Hunter
3#3	Copper Hills
Copper Hills, 55-47	
1#2	*Viewmont
4#3	American Fork
American Fork, 72-42	
2#1	*Taylorsville
3#4	Brighton
Brighton, 65-68	
3#1	*Alta
2#4	Hillcrest
Alta, 62-42	
4#2	*Pleasant Grove
1#3	Layton
Pleasant Grove, 82-69	

Quarterfinals Thursday, March 6	
Bingham	
*Lone Peak	
Lone Peak, 82-79 2OT	

*Davis	
Copper Hills	
Davis, 66-62 OT	

*American Fork	
Brighton	
American Fork, 50-27	

*Alta	
Pleasant Grove	
Pleasant Grove, 78-55	

Semifinals Friday, March 7	
*Lone Peak	
Davis	
Lone Peak, 72-63	

American Fork	
*Pleasant Grove	
Pleasant Grove, 68-65	

Championship Saturday, March 8	
*Lone Peak	
Pleasant Grove	
Lone Peak, 84-66	

We encourage you to ride UTA to the games. Anyone with a ticket to a playoff game can use that ticket as their fare on UTA for the full day of the game.

Semis and Finals televised live



* - indicates home team.
Home team will always be higher seed.
In event of same seed, team shown in top bracket will be designated home team.



Championships presented by:



2014 UHSAA 1A Girls Championships



Tournament at
Sevier Valley Center

First Round Wednesday, Feb. 19

19#2	Whitehorse
18#3	Tintic
Whitehorse, 49-47	
20#1	Panguitch
20#5	Valley
Panguitch, 55-26	
17#1	Rich
20#4	Milford
Rich, 35-29	
18#2	Wendover
19#3	Green River
Wendover, 47-39	
17#2	Duchesne
20#3	Wayne
Wayne, 55-40	
18#1	St. Joseph
19#4	Monument Valley
St. Joseph, 51-29	
19#1	Monticello
20#6	Bryce Valley
Bryce Valley, 55-30	
20#2	Piute
17#3	Manila
Piute, 68-32	

Quarterfinals Thursday, Feb. 20

Whitehorse
*Panguitch
Panguitch, 70-42

*Rich
Wendover
Rich, 51-20

Wayne
*St. Joseph
St. Joseph, 42-32

Bryce Valley
*Piute
Bryce Valley, 39-38

Consolation Thursday, Feb. 20

*Tintic
Valley
Valley, 47-30

Milford
*Green River
Milford, 63-26

*Duchesne
Monument Valley
Duchesne, 54-36

*Monticello
Manila
Monticello, 53-42

Semifinals Friday, Feb. 21

*Panguitch
Rich
Panguitch, 51-20

*St. Joseph
Bryce Valley
Bryce Valley, 31-20

Consolation Friday, Feb. 21

*Whitehorse
Wendover
Whitehorse, 58-35

Wayne
*Piute
Wayne, 70-68 (2OT)

Valley
*Milford
Milford, 31-30 (OT)

Duchesne
*Monticello
Monticello, 32-25

Championship Saturday, Feb. 22

*Panguitch
Bryce Valley
Panguitch, 51-29

3rd Place Saturday, Feb. 22

*Rich
St. Joseph
Rich, 50-37

5th Place Saturday, Feb. 22

*Whitehorse
Wayne
Wayne, 83-55

6th Place Saturday, Feb. 22

Milford
*Monticello
Milford, 48-35

* - indicates home team

Home team will always be higher seed.
In event of same seed, team shown in top
bracket will be designated home team.

Wilson.

Championships presented by:



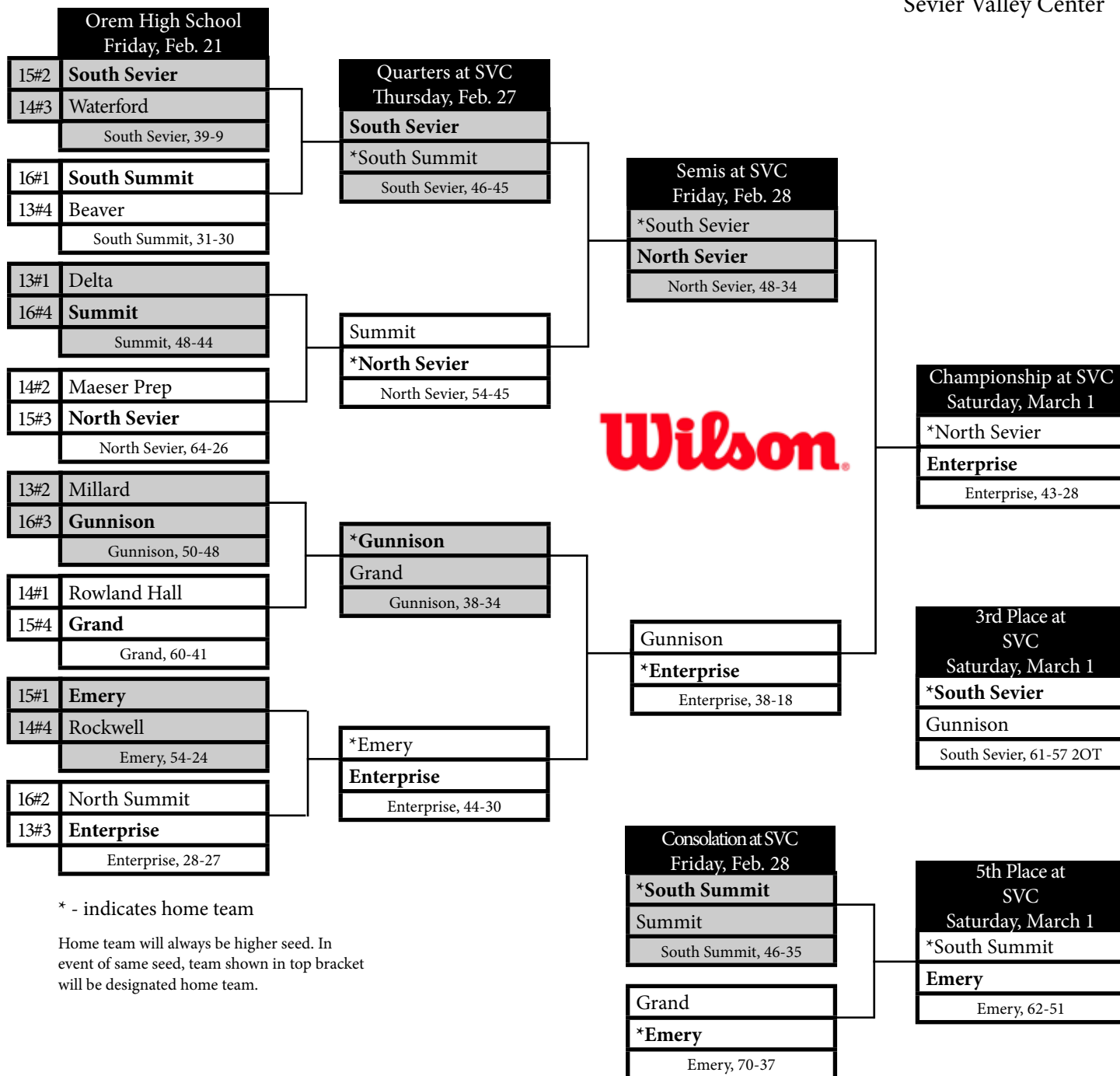
2014 UHSAA 2A Girls Championships



Orem HS and Sevier Valley Center



Tournament at
Sevier Valley Center



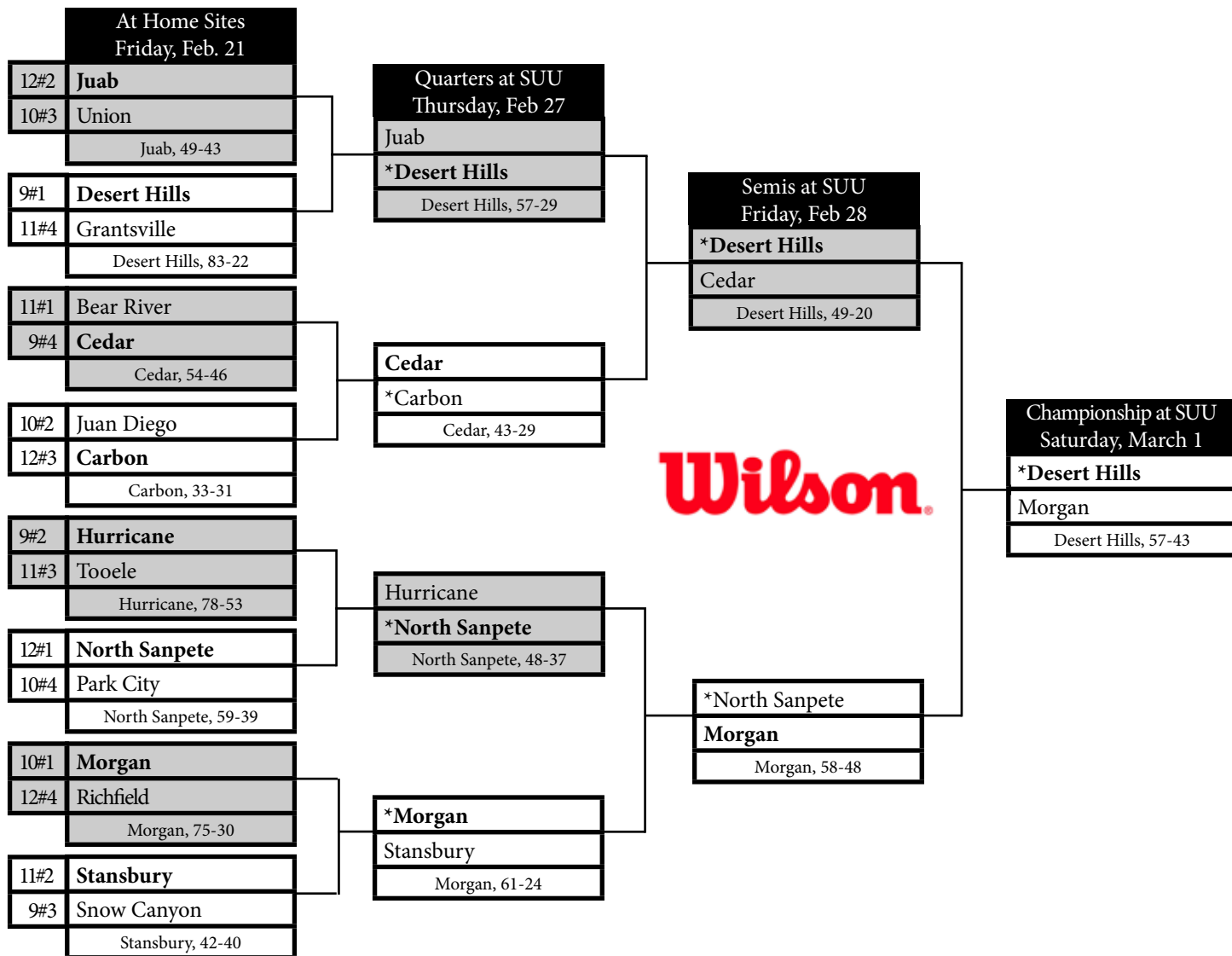
Championships presented by:



2014 UHSAA 3A Girls Championships



At Home Sites and Southern Utah University



* - indicates home team

Home team will always be higher seed. In event of same seed, team shown in top bracket will be designated home team.

Championships presented by:



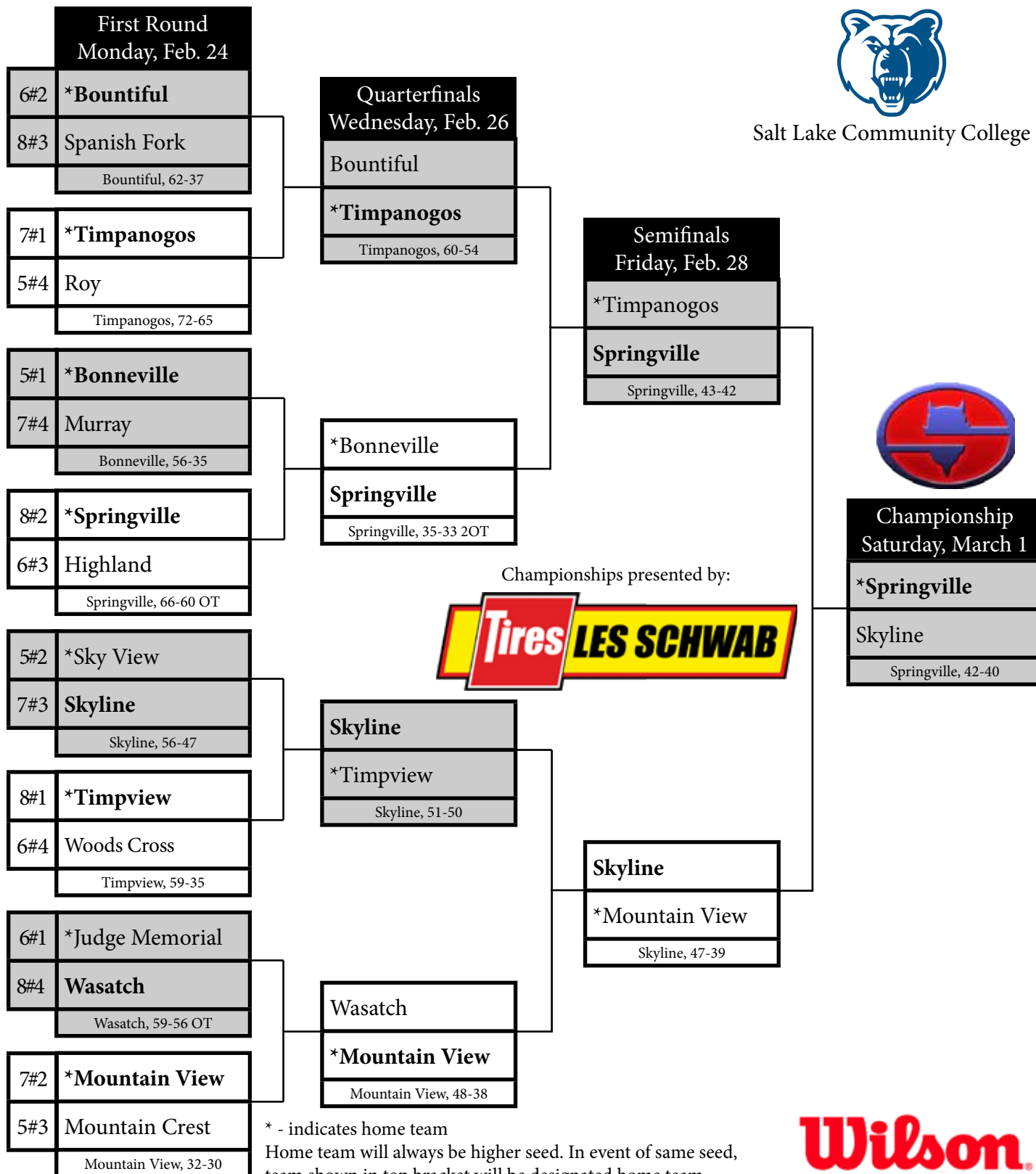
2014 UHSAA 4A Girls Championships



Watch Games Live at
watchit.deseretnews.com



Salt Lake Community College



Wilson.

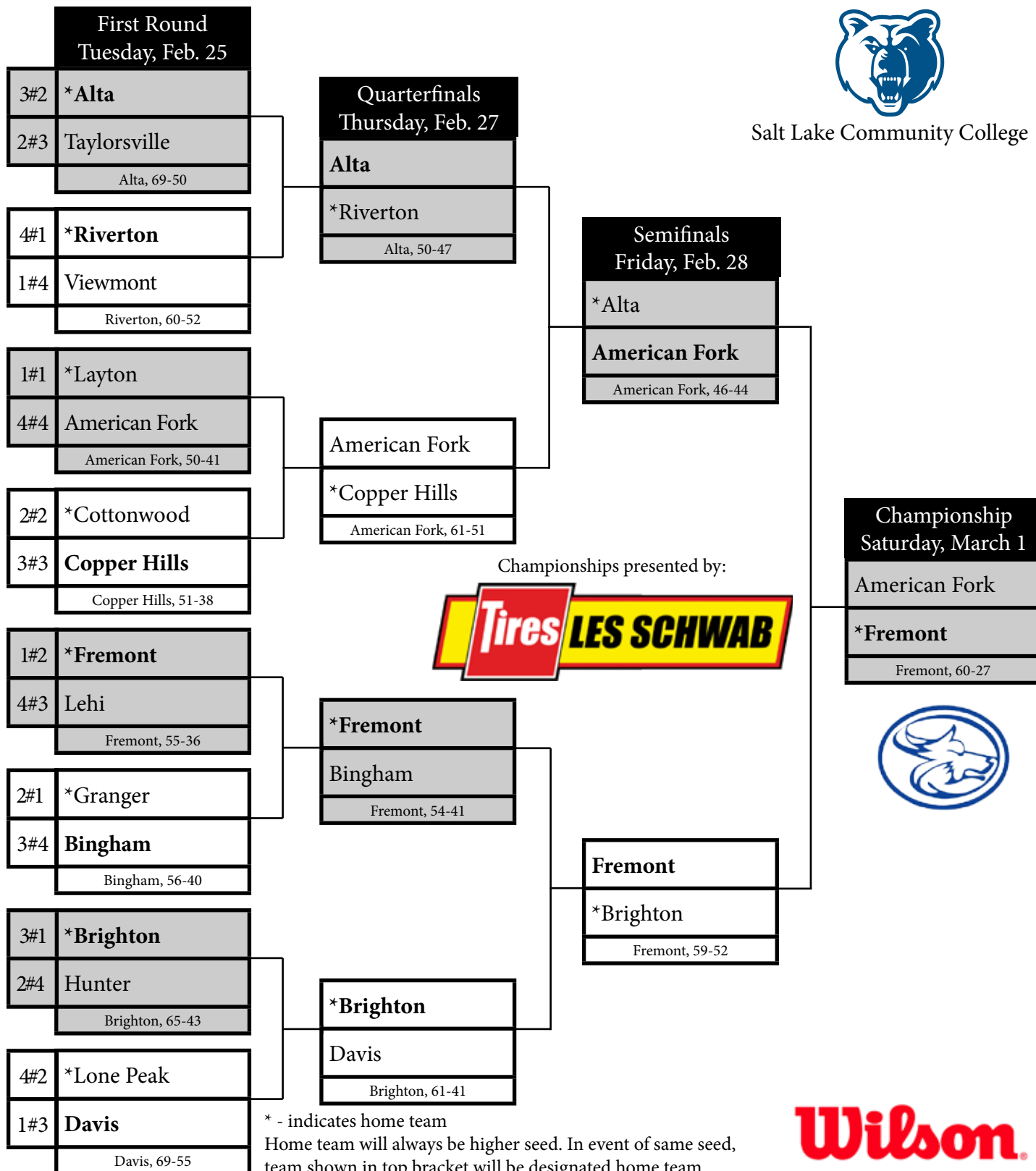
2014 UHSAA 5A Girls Championships



Watch Games Live at
watchit.deseretnews.com



Salt Lake Community College



Championships presented by:



Wilson

* - indicates home team
Home team will always be higher seed. In event of same seed,
team shown in top bracket will be designated home team.

Cross Country

1A Girls

1.	Panguitch HS	1, 2, 5, 11, 14, (16), (18)	33
2.	Monticello HS	4, 7, 12, 20, 24, (32), (46)	67
3.	Wayne HS	3, 8, 15, 23, 25, (27), (33)	74
4.	Duchesne HS	6, 9, 22, 36, 37, (39), (44)	110
5.	Altamont HS	10, 13, 30, 34, 41, (49), (0)	128
6.	Bryce Valley HS	26, 28, 29, 31, 35, (48), (0)	149
7.	Whitehorse HS	19, 21, 40, 43, 45, (0), (0)	168
8.	Tintic HS	17, 38, 42, 47, 50, (51), (0)	194

1A Boys

1.	Monticello HS	1, 7, 8, 9, 10, (13), (14)	35
2.	Panguitch HS	3, 4, 11, 12, 19, (31), (32)	49
3.	Bryce Valley HS	2, 17, 18, 20, 23, (29), (53)	80
4.	Altamont HS	5, 6, 27, 35, 39, (50), (60)	112
5.	Saint Joseph CHS	15, 21, 22, 34, 40, (41), (43)	132
6.	Duchesne HS	16, 30, 33, 44, 52, (56), (57)	175
7.	Whitehorse HS	24, 28, 45, 49, 66, (0), (0)	212
8.	West Ridge HS	26, 36, 46, 48, 58, (59), (65)	214
9.	EskDale HS	25, 37, 38, 61, 64, (0), (0)	225
10.	Tintic HS	42, 47, 51, 54, 55, (62), (63)	249

2A Girls

Tb	1.	North Summit HS	2, 8, 15, 19, 22, (44), (49)	66
Tb	2.	Enterprise HS	3, 9, 13, 20, 21, (46), (55)	66
	3.	North Sevier HS	6, 7, 12, 30, 37, (45), (47)	92
Tb	4.	Emery HS	4, 14, 25, 28, 33, (40), (42)	104
Tb	5.	Parowan HS	10, 16, 18, 24, 36, (56), (0)	104
	6.	Rowland Hall	1, 11, 29, 39, 52, (54), (57)	132
	7.	Grand County HS	5, 23, 34, 38, 41, (0), (0)	141
	8.	Manti HS	26, 27, 35, 50, 51, (61), (62)	189
	9.	Summit Academy HS	17, 31, 43, 48, 60, (0), (0)	199
	10.	Karl G. Maeser Prep	32, 53, 58, 59, 63, (0), (0)	265

2A Boys

1.	Rowland Hall	1, 12, 16, 17, 22, (25), (33)	68
2.	North Summit HS	3, 4, 20, 24, 28, (32), (41)	79
3.	Wasatch Academy	2, 6, 15, 30, 40, (42), (67)	93
4.	Millard HS	7, 13, 21, 38, 39, (49), (51)	118
5.	San Juan HS	14, 18, 29, 34, 35, (50), (61)	130
6.	Parowan HS	5, 8, 44, 52, 54, (66), (69)	163
7.	Manti HS	11, 37, 43, 46, 53, (59), (62)	190
8.	Enterprise HS	26, 27, 45, 48, 56, (71), (73)	202
9.	The Waterford School	9, 23, 57, 58, 63, (70), (77)	210
10.	Grand County HS	19, 36, 47, 60, 65, (68), (74)	227

Cross Country

3A Girls

1.	Park City HS	2, 3, 4, 7, 15, (17), (31)	31
2.	Cedar HS	1, 10, 18, 21, 26, (30), (34)	76
3.	Canyon View HS	9, 14, 32, 40, 53, (60), (62)	148
4.	Stansbury HS	12, 19, 27, 49, 52, (69), (70)	159
5.	Desert Hills HS	8, 13, 48, 56, 57, (66), (71)	182
6.	Uintah HS	25, 35, 44, 45, 47, (54), (95)	196
7.	Bear River HS	16, 23, 39, 59, 61, (73), (75)	198
Tb 8.	Pine View HS	28, 37, 42, 43, 50, (55), (58)	200
Tb 9.	Payson HS	6, 29, 33, 64, 68, (82), (87)	200
10.	Juan Diego CHS	22, 24, 46, 63, 80, (98), (99)	235

3A Boys

1.	Desert Hills HS	3, 8, 9, 11, 18, (19), (32)	49
2.	Park City HS	6, 7, 13, 17, 30, (41), (88)	73
3.	Pine View HS	2, 14, 16, 22, 25, (28), (35)	79
4.	Stansbury HS	4, 10, 21, 24, 36, (42), (56)	95
5.	Cedar HS	12, 20, 33, 45, 51, (52), (61)	161
6.	Bear River HS	23, 37, 46, 49, 55, (62), (70)	210
7.	Hurricane HS	5, 27, 57, 60, 65, (72), (73)	214
8.	Uintah HS	31, 34, 38, 50, 64, (69), (71)	217
9.	Juab HS	26, 29, 59, 77, 81, (89), (91)	272
10.	Grantsville HS	39, 48, 58, 68, 75, (79), (83)	288

4A Girls

1.	Ogden HS	1, 9, 10, 30, 48, (60), (111)	98
2.	Timpanogos HS	2, 6, 17, 28, 50, (54), (84)	103
3.	Skyline HS	7, 21, 22, 32, 38, (52), (66)	120
4.	Maple Mountain HS	4, 5, 37, 41, 42, (85), (91)	129
5.	Mountain Crest HS	11, 27, 36, 44, 45, (80), (82)	163
6.	Mountain View HS	13, 16, 18, 61, 68, (86), (95)	176
7.	Sky View HS	24, 26, 29, 40, 59, (73), (77)	178
8.	Orem HS	14, 20, 34, 55, 56, (64), (81)	179
9.	Provo HS	12, 23, 46, 51, 62, (76), (93)	194
10.	Salem Hills HS	15, 19, 35, 47, 83, (89), (100)	199

4A Boys

1.	Orem HS	4, 5, 12, 19, 31, (42), (70)	71
2.	Timpanogos HS	9, 17, 24, 27, 28, (37), (85)	105
3.	Ogden HS	2, 22, 23, 30, 35, (39), (48)	112
4.	Salem Hills HS	3, 11, 32, 55, 58, (61), (74)	159
5.	Skyline HS	20, 33, 34, 38, 40, (84), (86)	165
6.	Sky View HS	1, 18, 36, 45, 80, (81), (83)	180
7.	Mountain View HS	7, 29, 46, 47, 53, (59), (87)	182
8.	Woods Cross HS	8, 10, 50, 69, 76, (97), (100)	213
9.	Clearfield HS	13, 26, 49, 68, 71, (73), (92)	227
10.	Mountain Crest HS	25, 43, 52, 56, 78, (79), (91)	254

Cross Country

5A Girls

1.	Davis HS	2, 4, 6, 7, 8, (15), (16)	27	
2.	American Fork HS	11, 18, 19, 20, 22, (26), (29)	90	
3.	Jordan HS	3, 12, 13, 34, 58, (64), (0)	120	
Tb 4.	Bingham HS	10, 25, 28, 30, 39, (41), (48)	132	
Tb 5.	Lone Peak HS	5, 21, 23, 38, 45, (51), (61)	132	
6.	Herriman HS	1, 24, 36, 43, 44, (62), (72)	148	
7.	Syracuse HS	9, 17, 50, 54, 60, (66), (93)	190	
8.	Lehi HS	14, 27, 32, 52, 68, (73), (0)	193	
9.	Weber HS	31, 33, 37, 76, 77, (81), (89)	254	
10.	Copper Hills HS	40, 49, 53, 59, 70, (80), (82)	271	

5A Boys

1.	American Fork HS	1, 3, 9, 14, 17, (19), (43)	44	
2.	Lone Peak HS	2, 10, 20, 24, 26, (28), (62)	82	
3.	Davis HS	7, 11, 25, 27, 37, (46), (61)	107	
4.	Bingham HS	4, 8, 16, 21, 66, (81), (87)	115	
Tb 5.	Westlake HS	18, 22, 23, 32, 41, (44), (71)	136	
Tb 6.	Alta HS	5, 6, 36, 38, 51, (59), (64)	136	
7.	Weber HS	30, 34, 35, 47, 48, (67), (79)	194	
8.	Riverton HS	13, 15, 39, 65, 70, (72), (78)	202	
9.	Copper Hills HS	12, 53, 56, 60, 63, (74), (75)	244	
10.	Fremont HS	31, 40, 49, 68, 84, (88), (90)	272	

2014 UHSAA State Drill Competitions 1A, 2A, 3A DRILL TEAM CHAMPIONS

February 1, UCCU Center, Utah Valley University

Final Results

1A MILITARY	
1 st	Duchesne
2 nd	Monticello
3 rd	Piute
4 th	Altamont
5 th	Milford

2A MILITARY	
1 st	South Sevier
2 nd	South Summit
3 rd	Kanab
4 th	Manti
5 th	North Summit

3A MILITARY	
1 st	Uintah
2 nd	Dixie
3 rd	Canyon View
4 th	Cedar
5 th	Union

1A DANCE	
1 st	Duchesne
2 nd	Monticello
3 rd	Piute
4 th	Altamont
5 th	Milford

2A DANCE	
1 st	South Summit
2 nd	Kanab
3 rd	South Sevier
4 th	Parowan
5 th	Manti

3A DANCE	
1 st	Uintah
2 nd	Cedar
3 rd	Canyon View
4 th	Union
5 th	Dixie

1A CHARACTER	
1 st	Duchesne
2 nd	Monticello
3 rd	Milford
4 th	Altamont
5 th	Piute

2A CHARACTER	
1 st	South Sevier
2 nd	South Summit
3 rd	Parowan
4 th	Gunnison
5 th	Kanab

3A CHARACTER	
1 st	Uintah
2 nd	Dixie
3 rd	Juab
4 th	Union
5 th	North Sanpete

1A OVERALL	
1 st	Duchesne
2 nd	Monticello
3 rd	Piute
4 th	Altamont
5 th	Milford

2A OVERALL	
1 st	South Sevier
2 nd	South Summit
3 rd	Kanab
4 th	Parowan
5 th	Manti

3A OVERALL	
1 st	Uintah
2 nd	Dixie
3 rd	Canyon View
4 th	Union
5 th	Cedar



2014 UHSAA State Drill Competitions 4A & 5A DRILL TEAM CHAMPIONS

January 31 @ UCCU Center, Utah Valley University

Final Results

4A MILITARY	
1 st	Bountiful
2 nd	Maple Mountain
3 rd	Murray
4 th	Sky View
5 th	Clearfield

5A MILITARY	
1 st	Copper Hills
2 nd	Hillcrest
3 rd	Bingham
4 th	Brighton
5 th	Pleasant Grove

4A DANCE	
1 st	Bountiful
2 nd	Maple Mountain
3 rd	Bonneville
4 th	Sky View
5 th	Clearfield

5A DANCE	
1 st	Bingham
2 nd	Copper Hills
3 rd	Pleasant Grove
4 th	Hillcrest
5 th	Brighton

4A CHARACTER	
1 st	Bountiful
2 nd	Clearfield
3 rd	Maple Mountain
4 th	Salem Hills
5 th	Sky View

5A CHARACTER	
1 st	Bingham
2 nd	Copper Hills
3 rd	Hillcrest
4 th	Pleasant Grove
5 th	Brighton

4A OVERALL	
1 st	Bountiful
2 nd	Maple Mountain
3 rd	Clearfield
4 th	Sky View
5 th	Murray

5A OVERALL	
1 st	Copper Hills
2 nd	Bingham
3 rd	Hillcrest
4 th	Pleasant Grove
5 th	Brighton

2013 1A State Football Championships



Fri/Sat., November 1/2

Home Schools

***Duchesne**

North #1

11/1 at 2pm

Monument Valley

South #4

***Diamond Ranch**

South #2

11/2 at 11am

Altamont

North #3

***Kanab**

South #1

11/1 at 6pm

Milford

North #5

***Rich**

North #2

11/1 at 3pm

Monticello

South #3

Friday, November 8
Southern Utah University

***Duchesne**

42-6

Saturday, November 16
Weber State University

11:30 AM ***Duchesne**

42-14

Diamond Ranch

48-19

Championships presented by:



1:30 PM **Duchesne**

14-13

Champion

***Kanab**

47-8

1:30 PM **Rich**

18-13

Rich

26-17

For standings, stats and more info:



* Signifies designated home team. In the quarterfinals, the highest seeded team will be the home team. In the event of a tie in seeding a coin toss will determine the home team. Home teams wear dark jerseys.

2013 2A State Football Championships



Fri/Sat., November 1/2

Home Schools

***North Summit**

North #1

11/2 at 1:30pm

Gunnison

North #3

Saturday, November 9

Southern Utah University

***North Summit**

32-20

Saturday, November 16

Weber State University

***Grand**

South #2

11/1 at 6pm

South Sevier

South #6

Grand

37-20

11:00 AM ***Grand**

34-13

Championships presented by:



4:00 PM **South Summit**

42-8

Champion

***Beaver**

South #1

11/1 at 6pm

Parowan

South #5

***Beaver**

36-10

1:30 PM **South Summit**

14-7

***South Summit**

North #2

11/1 at 2pm

San Juan

South #3

South Summit

43-0

For standings, stats and more info:



* Signifies designated home team. In the quarterfinals, the highest seeded team will be the home team. In the event of a tie in seeding a coin toss will determine the home team. Home teams wear dark jerseys.

2013 3A State Football Championships



Fri/Sat., November 1/2

Home Schools

*Judge Memorial

North #1

11/1 at 3pm

North Sanpete

South #4

Fri/Sat., November 8/9

Southern Utah University

*Judge Memorial

35-0

Saturday, November 16

Weber State University

Friday, November 8 at 4:00 pm

*Judge Memorial

41-20

*Juab

South #2

11/1 at 6pm

Grantsville

North #3

Juab

28-21

Championships presented by:



11:00 AM

Judge Memorial

36-27

Champion

*Manti

South #1

11/1 at 6pm

Emery

North #5

*Manti

35-14

Saturday, November 9 at 4:00 pm

Manti

36-28

*Morgan

North #2

11/1 at 4pm

Richfield

South #3

Morgan

32-13

For standings, stats and more info:



* Signifies designated home team. In the quarterfinals, the highest seeded team will be the home team. In the event of a tie in seeding a coin toss will determine the home team. Home teams wear dark jerseys.

2013 3AA State Football Championships



Fri/Sat., November 2/3

Home Schools

***Juan Diego**

North #1

11/8 at 4pm

Snow Canyon

South #4

Thurs./Fri., November 14/15

Rice-Buckles Stadium, U of D

***Juan Diego**

42-28

Friday, November 22

Rice-Buckles Stadium, U of D

Thursday, November 14 at 11:30 am

KJZZ 14

Pine View

63-28

***Pine View**

48-42 (OT)

***Pine View**

South #2

11/8 at 3pm

Hurricane

South #6

Championships presented by:



6:30 PM

Desert Hills

27-21

Champion

***Dixie**

South #1

11/8 at 3pm

Cedar

South #5

***Dixie**

45-14

Friday, November 15 at 11:30 am

Desert Hills

21-14

Finals televised live by:

KJZZ 14

***Stansbury**

North #2

11/8 at 3pm

Desert Hills

South #3

Desert Hills


31-14

For standings, stats and more info:



* Signifies designated home team. In the quarterfinals, the highest seeded team will be the home team. In the event of a tie in seeding a coin toss will determine the home team. Home teams wear dark jerseys.

2013 4A State Football Championships



* Signifies designated home team. In the quarterfinals, the highest seeded team will be the home team. In the event of a tie in seeding a coin toss will determine the home team. Home teams wear dark jerseys.

For standings and stats



Facebook | Twitter




Android App:



iPhone and iPad App:



2013 5A State Football Championships



* Signifies designated home team. In the quarterfinals, the highest seeded team will be the home team. In the event of a tie in seeding a coin toss will determine the home team. Home teams wear dark jerseys.

For standings and stats



Facebook | Twitter



Android App:



iPhone and iPad App:



Utah Section PGA / UHSAA
2A Boys Golf High School State Championship
Faloutsos Golf Course
October 9-10, 2013

FIRST NAME	LAST NAME	SCHOOL	DAY 1 Individual	DAY 2 Individual	Individual TOTAL	DAY 1 Team	DAY 2 Team	Standing
JOE	BARTON	MANIT	83	75	158	77	75	
KODY	QUAKENBERG	MANIT	77	84	161	83	84	
DAVE	HARDY	MANIT	84	86	180	86	86	
JAMES	NIELSEN	MANIT	88	90	178	83	84	
BRADY	POGHOSSEPPAK	MANIT	93	88	180			1st Place
KAYLE	DOTSON	MANIT	89	141	230	341	335	676
JACE	WOODWARD	GRAND COUNTY	86	85	171	78	84	
TYSON	SAGGIOY	GRAND COUNTY	86	84	170	86	84	
BRAYDEN	WARD	GRAND COUNTY	78	85	163	86	85	
HUNTER	PETERSON	GRAND COUNTY	100	101	201	84	85	
CHRIS	TAYLOR	GRAND COUNTY	87	84	181			2nd Place
DIERKE	LEMA	GRAND COUNTY	90	88	178	340	338	678
JARCE	STOKES	LAYTON CHRISTIAN	70	72	142	78	73	
NICK	WORTON	LAYTON CHRISTIAN	85	78	163	85	78	
JIPMANU	ISSARAVANICH	LAYTON CHRISTIAN	89	86	175	89	86	
JEREMIAH	JOHNSON	LAYTON CHRISTIAN	108	134	242	108	103	
TOY	CHIRIKITWONG	LAYTON CHRISTIAN	110	103	213			3rd
JULIE	PARONEN	LAYTON CHRISTIAN	100	141	241	352	339	691
RYCE	BAKER	HOWLAND HALL	86	86	172	86	79	
GARETT	PONDRAYASHI	HOWLAND HALL	88	79	167	87	84	
THOMAS	BERKINGTON	HOWLAND HALL	87	84	171	86	88	
MATTHEW	CHIKEN	HOWLAND HALL	92	101	193	83	84	
JOHANN	ARMALLA	HOWLAND HALL	101	101	202			4th
SEAN	McDANIEL	HOWLAND HALL	84	96	180	353	345	698
McELANE	ALLRED	EMERY	88	83	171	85	83	
JOHANN	POLLER	EMERY	85	87	172	87	87	
MARK	DARKY	EMERY	115	87	202	86	87	
ZAYNE	COLOGNE	EMERY	113	88	201	89	81	
KYLE	PARLEY	EMERY	99	84	183			5th
TYRAN	MICLICH	EMERY	87	91	178	359	348	707
WESTON	WHEELER	SOUTH SUMMIT	78	84	162	78	84	
PARKER	HALDWIN	SOUTH SUMMIT	91	93	184	89	83	
JASON	McNEIL	SOUTH SUMMIT	95	93	188	81	83	
KADEN	ATKINSON	SOUTH SUMMIT	89	101	190	85	87	
WYATT	ANGELL	SOUTH SUMMIT	107	97	204			
CADEN	LASSCHE	SOUTH SUMMIT	100	97	197	353	367	720
MASON	POWELL	GUNNISON	74	76	150	74	76	
KAZ	MOGLE	GUNNISON	98	88	186	89	88	
DRAKE	REYNOLDS	GUNNISON	100	100	200	86	103	
DRAYSON	PICKETT	GUNNISON	89	105	194	103	105	
NATHAN	LYONS	GUNNISON	102	102	204			
PAYTON	JUDY	GUNNISON	113	123	236	363	371	734
SAGE	HEKRON	WATERFORD	84	83	167	84	83	
QUINN	PITCHETT	WATERFORD	100	102	202	81	89	
MAX	EVANS	WATERFORD	92	89	181	83	87	
RYAN	TOWNSON	WATERFORD	100	102	202	100	86	
SAM	SCHREIBER	WATERFORD	104	98	202			
NIC	WINTERS	WATERFORD	91	97	188	367	367	734
HAYES	MILLS	SOUTH SEVIER	98	100	198	84	81	
KYCE	WINN	SOUTH SEVIER	95	88	183	84	83	
AUSTIN	ANDERSON	SOUTH SEVIER	90	92	182	85	84	
PORTER	DOWELL	SOUTH SEVIER	94	94	188	86	85	
BRANDON	CHADWICK	SOUTH SEVIER	89	91	180			
HOWARD	TAYLOR	SOUTH SEVIER	101	95	196	377	372	749



Utah Section PGA / UHSAA
3A Boys Golf High School State Championship
Mountain Golf & Golf Course - Lake Creek
October 9-10, 2019



FIRST NAME	LAST NAME	SCHOOL	DAY 1 Individual	DAY 2 Individual	Individual TOTAL	DAY 1 Team	DAY 2 Team	Standing
MICHAEL	BECKOW	NAHE CITY	69	68	137	88	68	
SAEY	BOONLAP	NAHE CITY	71	74	145	94	74	
DAVE	FLANNIGAN	NAHE CITY	76	78	154	99	74	
ALLEN	BOHRENS	NAHE CITY	77	81	158	100	78	
TS	WATO	NAHE CITY	80	88	178			1st
COLTON	EMMEL	NAHE CITY	84	74	158	302	294	596
WICKLATH	DAVEY	DEER	70	77	147	90	74	
TAYLOR	YARSLAY	DEER	73	74	147	93	77	
AT	ORCHARD	DEER	82	77	159	101	77	
CHAMBERN	EMMEL	DEER	81	85	166	102	88	
DAVEY	DAVEY	DEER	84	88	172			2nd
JATHEN	BLANCHARD	DEER	81	87	178	306	309	615
TAYLOR	ODONOGHILL	DONKEY HILLS	73	71	144	93	72	
JOSEPH	OLSEN	DONKEY HILLS	78	82	160	94	88	
BRAD	TRADE	DONKEY HILLS	74	84	158	99	82	
BLAKE	ADAMS	DONKEY HILLS	79	88	167	99	88	
DAVE	ANDERSON	DONKEY HILLS	82	85	167			2nd
QUINCY	WICKSTED	DONKEY HILLS	79	88	167	303	318	621
JOSEPH	DAVIS	UTAH	78	75	153	93	73	
SHAWN	DAVIS	UTAH	75	78	153	98	75	
CARNEY	CARNEY	UTAH	84	73	157	102	78	
COLBY	BRUCE	UTAH	82	84	166	102	84	
JOE	FLANNIGAN	UTAH	82	87	169			4th
WILLIAM	BLACKBURN	UTAH	89	88	177	322	318	640
ADAM	MILLER	SNOW CANYON	78	71	149	98	71	
CALE	EDMOND	SNOW CANYON	78	78	156	98	78	
BRADY	FAVRETT	SNOW CANYON	80	84	174	100	88	
EADEN	GOODRICH	SNOW CANYON	82	85	167	102	87	
DAVE	LEIGHTY	SNOW CANYON	82	87	178			3rd
DAVID	LEIGHTY	SNOW CANYON	82	85	167	319	319	638
TIMOTHY	WATKINS	BEAL RIVER	78	75	153	93	75	
BRIDGER	LAYTON	BEAL RIVER	73	75	148	98	75	
THOMAS	MURRAY	BEAL RIVER	88	79	167	108	79	
CONNOR	ANDERSON	BEAL RIVER	80	88	178	108	88	
SHAWN	CONNOR	BEAL RIVER	82	88	170			
MASTERS	DAVIS	BEAL RIVER	84	90	174	330	317	647
ETAN	LOWE	JOHN DEER	74	74	148	94	74	
COLE	STRATTON	JOHN DEER	78	78	156	98	78	
GRANT	TORRES	JOHN DEER	88	88	176	102	88	
DOMINIC	FURMAN	JOHN DEER	84	88	172	104	88	
ALEX	MILLER	JOHN DEER	82	113	195			

Utah Section PGA / UHSAA
4A Boys Golf High School State Championship
Ogden Golf & Country Club
October 7-8, 2013

FIRST NAME	LAST NAME	SCHOOL	DAY 1 Individual	DAY 2 Individual	Individual TOTAL	DAY 1 Team	DAY 2 Team	Standing
CADEN	DICKINSON	TIMPVUE	78	87	165	73	73	1st Place
JACKSON	RAWLE	TIMPVUE	83	73	156	76	73	
JOSE	LILLYWHITE	TIMPVUE	75	75	150	78	73	
SPENCER	LILLYWHITE	TIMPVUE	84	75	159	83	78	
JOHN	LILLYWHITE	TIMPVUE	76	78	154			
GARRETT	DARLING	TIMPVUE	83	83	166	312	301	
CARSON	PARK	BORNEVILLE	73	69	142	73	69	2nd Place
KAGE	SCHULER	BORNEVILLE	77	78	155	77	78	
JADYN	WAYMENT	BORNEVILLE	80	82	162	79	79	
MALONE	TOGSALA	BORNEVILLE	80	79	159	80	83	
CALEB	SHOLLY	BORNEVILLE	92	82	174			
RIDGE	STEPHENS	BORNEVILLE	79	85	164	309	308	
BROCK	STANGER	OREM	76	75	151	70	73	3rd Place
QUINCE	HEWLETT	OREM	75	79	154	73	79	
DAYSON	DEUCHER	OREM	86	82	168	76	80	
COREY	CARTER	OREM	70	80	150	83	83	
ETHAN	CHATTURLEY	OREM	86	86	172			
CLAYTON	McCLEARY	OREM	82	89	171	303	316	
KAI	REEZ	MAPLE MOUNTAIN	70	74	144	70	74	4th Place
KOLTON	REMOND	MAPLE MOUNTAIN	80	78	158	80	78	
MARK	MONTENSEN	MAPLE MOUNTAIN	81	81	162	80	83	
LOGAN	NELSON	MAPLE MOUNTAIN	89	99	188	81	87	
ALEX	CRANDALL	MAPLE MOUNTAIN	80	87	167			
KADE	MARTIN	MAPLE MOUNTAIN	81	93	174	311	320	
MATT	SCHOFIELD	OLYMPIUS	83	76	159	79	76	5th Place
ANDREW	PARKER	OLYMPIUS	79	76	155	79	76	
STYVEN	JONES	OLYMPIUS	79	82	161	80	80	
NATE	FORUMITSU	OLYMPIUS	80	80	160	83	83	
JEFF	HARNEY	OLYMPIUS	87	91	178			
ALEX	PASCUAL	OLYMPIUS	86	85	171	321	314	
HAYDEN	HANE	EAST	78	74	152	78	74	6th Place
JEFF	BLACK	EAST	79	81	160	79	81	
JACK	SHEPMAN	EAST	80	83	163	80	83	
JOHN	GRH	EAST	92	83	175	87	83	
NATE	LESSEMAN	EAST	87	86	173			
SCOTT	CHRISTENSEN	EAST	91	86	177	324	321	
ANDREW	RIEVELD	MURRAY	87	81	168	78	78	7th Place
NED	RODMOS	MURRAY	81	78	159	81	79	
JAMES	KENER	MURRAY	83	79	162	83	81	
DALLAS	ANDERSON	MURRAY	86	94	180	83	90	
CAMERON	RAMIREZ	MURRAY	78	DQ	DQ			
CHRIS	GREEN	MURRAY	83	90	173	325	328	
KYLE	BEARD	WOCHSCROSS	77	79	156	76	79	8th Place
AUSTIN	CHERR	WOCHSCROSS	76	93	169	77	83	
BRADY	CHILD	WOCHSCROSS	80	93	173	80	84	
RYAN	STUART	WOCHSCROSS	88	91	179	84	91	
JOSE	HOWE	WOCHSCROSS	96	83	179			
JORDAN	LEWIS	WOCHSCROSS	84	84	168	317	337	
AARON	YEATES	TIMPINGOS	79	80	159	74	80	9th Place
TYLER	HELMES	TIMPINGOS	74	88	162	79	81	
SAM	HADFIELD	TIMPINGOS	83	91	174	83	88	
TATE	LAING	TIMPINGOS	84	81	165	84	91	
MATT	HILL	TIMPINGOS	93	96	191			
SEYLAN	JOHNSON	TIMPINGOS	94	82	186	320	340	

Utah Section PGA / UHSAA
5A Boys Golf High School State Championship
High Country Club
October 7-8, 2019

	FIRST NAME	LAST NAME	SCHOOL	DAY 1 Individual	DAY 2 Individual	Individual TOTAL	DAY 1 Team	DAY 2 Team	Standing
44	BRADY	STACE	LOWMEAD	79	74	153	78	78	
	CHAMBER	THOM	LOWMEAD	79	71	150	78	78	
	CONNER	OSWALD	LOWMEAD	78	73	151	78	78	
	CRONIN	OSWALD	LOWMEAD	79	69	148	78	78	
	BOHN	OSWALD	LOWMEAD	79	67	146			
	THOMAS	PERKINS	LOWMEAD	79	71	150	125	126	594 597
	BRADY	BRADY	THORNTON	79	70	149			
	BRADY	THOMAS	THORNTON	78	69	147	78	77	
	PERKINS	PERKINS	THORNTON	78	69	147	78	78	
	ALLEN	PERKINS	THORNTON	78	69	147	78	69	
45	BRADY	BRADY	THORNTON	69	71	140			THORNTON
	JOHN	JOHN	THORNTON	69	69	138	100	105	605 598
	JOHN	BRADY	OSWALD	69	74	143	78	78	
	CHAMBER	THOMAS	OSWALD	79	69	148	78	77	
	BRADY	BRADY	OSWALD	78	69	147	78	70	
	JOHN	PERKINS	OSWALD	78	69	147	78	70	
	JOHN	BRADY	OSWALD	78	71	149			
	JOHN	JOHN	OSWALD	78	69	147	126	107	605 598
	JOHN	BRADY	JOHN	69	71	140	78	71	
	JOHN	JOHN	JOHN	78	67	145	78	70	
46	BRADY	JOHN	JOHN	78	67	145	78	70	
	JOHN	JOHN	JOHN	69	69	138			
	JOHN	JOHN	JOHN	69	69	138			
	JOHN	BRADY	JOHN	69	71	140	110	102	612 611
	CHAMBER	BRADY	JOHN	78	74	152	78	78	
	JOHN	JOHN	JOHN	79	69	148	78	70	
	JOHN	BRADY	JOHN	78	69	147	78	70	
	JOHN	BRADY	JOHN	78	69	147	78	69	
	JOHN	BRADY	JOHN	69	69	138	101	112	613 614
	JOHN	JOHN	JOHN	69	69	138			
47	JOHN	JOHN	JOHN	69	69	138			
	JOHN	JOHN	JOHN	69	69	138			
	JOHN	JOHN	JOHN	69	69	138			
	JOHN	JOHN	JOHN	69	69	138			
	JOHN	JOHN	JOHN	69	69	138			
	JOHN	JOHN	JOHN	69	69	138			
	JOHN	JOHN	JOHN	69	69	138			
	JOHN	JOHN	JOHN	69	69	138			
	JOHN	JOHN	JOHN	69	69	138			
	JOHN	JOHN	JOHN	69	69	138			
48	JOHN	JOHN	JOHN	69	69	138			
	JOHN	JOHN	JOHN	69	69	138			
	JOHN	JOHN	JOHN	69	69	138			
	JOHN	JOHN	JOHN	69	69	138			
	JOHN	JOHN	JOHN	69	69	138			
	JOHN	JOHN	JOHN	69	69	138			
	JOHN	JOHN	JOHN	69	69	138			
	JOHN	JOHN	JOHN	69	69	138			
	JOHN	JOHN	JOHN	69	69	138			
	JOHN	JOHN	JOHN	69	69	138			
49	JOHN	JOHN	JOHN	69	69	138			
	JOHN	JOHN	JOHN	69	69	138			
	JOHN	JOHN	JOHN	69	69	138			
	JOHN	JOHN	JOHN	69	69	138			
	JOHN	JOHN	JOHN	69	69	138			
	JOHN	JOHN	JOHN	69	69	138			
	JOHN	JOHN	JOHN	69	69	138			
	JOHN	JOHN	JOHN	69	69	138			
	JOHN	JOHN	JOHN	69	69	138			
	JOHN	JOHN	JOHN	69	69	138			
50	JOHN	JOHN	JOHN	69	69	138			
	JOHN	JOHN	JOHN	69	69	138			
	JOHN	JOHN	JOHN	69	69	138			
	JOHN	JOHN	JOHN	69	69	138			
	JOHN	JOHN	JOHN	69	69	138			
	JOHN	JOHN	JOHN	69	69	138			
	JOHN	JOHN	JOHN	69	69	138			
	JOHN	JOHN	JOHN	69	69	138			
	JOHN	JOHN	JOHN	69	69	138			
	JOHN	JOHN	JOHN	69	69	138			

Utah Section PGA

1A Girls State High School Golf Championships

Southgate Golf Course

Wednesday, May 14, 2014

Individual Results



FIRST	LAST	SCHOOL	Stroke	Stableford	Place
Allie	Wall	DUGWAY	100	61	1
Ashlee	Chynoweth	BRYCE VALLEY	101	60	2
Mady	White	ST JOSEPH	102	59	3
Saydee	Rollins	MILFORD	103	58	4
Krystal	Chugg	DUCHESNE	105	56	T5
Makell	Davis	MILFORD	105	56	T5
Kamree	Sherwood	MILFORD	106	55	7
Nicole	Heaton	VALLEY	107	54	8
Baylee	Netto	MILFORD	108	53	9
Erin	Tolentino	RICH	109	52	T10
Angelica	Meyer	RICH	109	52	T10
Zoie	Grogan	DUGWAY	109	52	
Kristen	Carney	ST JOSEPH	110	51	
Shanice	Bateman	WENDOVER	111	50	
Jessica	Greenway	MONTECELLO	112	49	
Kennedy	Netto	MILFORD	114	47	
Kaylee	Rowe	RICH	114	47	
Jessica	Enfinger	INTERMOUNTAIN	114	47	
Kaitly	Schofield	MANILA	115	46	
Amranda	Higgs	ST JOSEPH	117	44	
Courtney	Hardy	DUGWAY	118	43	
Heather	Roundy	VALLEY	120	41	
Nicole	McDonnott	MILFORD	121	40	
Cedar	Radnevich	MANILA	123	38	
Amranda	Cook	RICH	124	37	
Brandee	Mast	PINNACLE	124	37	
Cassie	Kelch	MANILA	126	35	
Brooke	Heaton	VALLEY	128	33	
Kessidy	Christensen	DUGWAY	129	32	
Brittney	Ruiz	DUGWAY	129	32	
Michelle	Burt	ST JOSEPH	129	32	
Jenna	Abene	DUGWAY	136	25	
Bailee	Thomas	MANILA	140	21	
Vivian	Chenabich	AT TANDYPT	140	21	

Girls Golf

2A

Pos	TM	Team	Overall	Thru	Total		
1	DHS	DELTA	269	F	269		
2	RHHS	ROWLAND HALL	264	F	264		
3	EHS	EMERY	233	F	233		
4	BHS	BEAVER	205	F	205		
5	MHS	MILLARD	201	F	201		
6	GCHS	GRAND COUNTY	181	F	181		
7	MPA	MAESER PREP ACADEMY	165	F	165		
8	SA	SUMMIT ACADEMY	161	F	161		
9	MANT	MANTI	146	F	146		
10	WHS	WATERFORD	139	F	139		

3A

Pos	TM	Team	Overall	Thru	Total		
1	DHHS	DESERT HILLS	322	F	322		
2	DHS	DIXIE	316	F	316		
3	PCHS	PARK CITY	310	F	310		
4	UHS	UINTAH	294	F	294		
5	BRHS	BEAR RIVER	292	F	292		
6	PVHS	PINE VIEW	284	F	284		
7	MHS	MORGAN	283	F	283		
8	CARB	CARBON	282	F	282		
9	SCHS	SNOW CANYON	271	F	271		
10	SHS	STANSBURY	266	F	266		

Girls Golf

4A

Pos	TM	Team	Overall	Thru	Total	
1	PHS	PROVO	315	F	315	
2	BEHS	BOX ELDER	304	F	304	
3	BONN	BONNEVILLE		295	F	295
4	LHS	LOGAN	293	F	293	
5	BOUN	BOUNTIFUL	287	F	287	
5	JMHS	JUDGE MEMORIAL	287	F	287	
7	SFHS	SPANISH FORK		285	F	285
8	OREM	OREM	279	F	279	
9	SKY	SKYLINE	276	F	276	
10	TIMP	TIMPVUE	275	F	275	

5A

Pos	TM	Team	Overall	Thru	Total	
1	D	DAVIS	326	F	326	
2	A	ALTA	310	F	310	
3	LP	LONE PEAK	303	F	303	
4	W	WEBER	297	F	297	
5	AF	AMERICAN FORK		285	F	285
6	B	BINGHAM	271	F	271	
7	F	FREMONT	265	F	265	
8	N	NORTHRIDGE		264	F	264
9	H2	HERRIMAN	244	F	244	
10	H	COPPER HILLS		243	F	243

2014 2A Boys' Soccer State Championships

Wednesday, April 30 Home Schools	Thursday, May 1 Home Schools	Friday, May 2 Juan Diego Catholic H.S.	Saturday, May 3 Rio Tinto Stadium
Parowan * <i>South 1st place</i> Intima Christian <i>West 4th place</i> Wasatch Acad. * <i>Central 2nd place</i> Layton Christian <i>North 3rd place</i> Rowland Hall * <i>North 2nd place</i> Grand <i>Central 3rd place</i> Am. Leadership * <i>West 1st place</i> Beaver <i>South 4th place</i> Manti * <i>Central 1st place</i> St. Joseph <i>North 4th place</i> Delta * <i>South 2nd place</i> Wendover <i>West 3rd place</i> Merit Academy * <i>West 2nd place</i> Millard <i>South 3rd place</i> Waterford * <i>North 1st place</i> Garrison <i>Central 4th place</i>	Parowan * <i>0-0</i> Wasatch Acad. <i>3-1</i> Rowland Hall <i>3-1</i> Am. Leadership * <i>0-0</i> St. Joseph <i>2-2, S.O. 4-1</i> Delta * <i>3-1</i> Merit Academy <i>4-1</i> Waterford * <i>3-0</i>	Parowan * <i>2-1</i> Rowland Hall <i>3-1</i> Delta <i>3-2</i> Waterford * <i>4-1</i>	Rowland Hall <i>4-0</i> Waterford <i>2-1 OT</i> <i>Champion</i>



2A



First round games are to be played on Wednesday, April 30. Quarter-final games are to be played on Thursday, May 1. Game times may be adjusted if both schools agree, but the day may not be adjusted.

* Indicates home team. Throughout the tournament the highest seeded team will be the home team. In the event of a tie in seeding a coin toss will determine the home team.

2014 3A Boys' Soccer State Championships

Thursday, May 1 Home Schools	Saturday, May 3 Home Schools	Friday, May 9 Alta High School	Saturday, May 10 Rio Tinto Stadium
---------------------------------	---------------------------------	-----------------------------------	---------------------------------------

Carlson *

Region 12 2nd place

Uintah

Uintah

3-1

Region 10 3rd place

Fine View *

1:00 pm

Fine View*

1-0

Region 9 1st place

Granbsville

7-0

Fine View*

Region 11 4th place

Stanbury *

Region 11 1st place

Cedar City

1-0

Cedar City

Region 9 4th place

1:00 pm

Cedar City

2-1

Park City *

Region 10 2nd place

Park City*

3-0

North Saugate

Region 12 3rd place

Dixie *

Region 9 2nd place

Dixie

3-1

Bear River

Region 11 3rd place

1:00 pm

Dixie

2-1

Payson *

Region 12 1st place

Payson*

2-1

Morgan

Region 10 4th place

Friday, May 9

6:15 pm

Dixie *

1-0

Juan Diego *

Region 10 1st place

Juan Diego*

12-0

Richfield

Region 12 4th place

1:00 pm

Juan Diego*

3-1

Ben Larnard *

Region 11 2nd place

Snow Canyon

2-1

Snow Canyon

Region 9 3rd place

3A

Saturday, May 10

11:00 am

Dixie

Rio Tinto Stadium

3-1

Champion

FARMERS
Wilson.

First round games are to be played on Thursday, May 1. Quarter-final games are to be played on Saturday, May 3. Game times may be adjusted if both schools agree, but the day may not be adjusted.

* Indicates home team. Throughout the tournament the highest seeded team will be the home team. In the event of a tie in seeding a coin toss will determine the home team.



2014 4A Boys' Soccer State Championships

Wednesday, May 14
Home Schools

Friday, May 16
Home Schools

Tuesday, May 20
Woods Cross H.S.

Thursday, May 22
Rio Tinto Stadium



4:00 pm	Olympus * Region 7 2nd place	Cyprus 1-0
	Cyprus Region 6 3rd place	
4:00 pm	Maple Mountain * Region 8 1st place	Maple Mountain * 4-1
	Ogden Region 5 4th place	
4:00 pm	Logan * Region 5 1st place	Logan * 1-0
	Provo Region 8 4th place	
4:00 pm	Bountiful * Region 6 2nd place	Murray 4-1
	Murray Region 7 3rd place	
4:00 pm	Box Elder * Region 5 2nd place	Box Elder 2-0
	Wasatch Region 8 3rd place	
4:00 pm	East * Region 6 1st place	East * 1-0
	Timpanogos Region 7 4th place	
4:00 pm	Skyline * Region 7 1st place	Skyline * 2-0
	Judge Memorial Region 6 4th place	
4:00 pm	Salem Hills * Region 8 2nd place	Salem Hills 2-1
	Ray Region 5 3rd place	

Maple Mountain
2-1 OT

Tuesday, May 20
11:30 am
Woods Cross H.S.

Logan *
1-0

Logan *
1-1 2OT 5-4 SO



Box Elder
3-2

Tuesday, May 20
1:45 pm
Woods Cross H.S.

Skyline
4-2

Skyline *
3-1

Thursday, May 22
4:30 pm
Rio Tinto Stadium

Skyline

3-0 Champion

4A

First round games are to be played on Wednesday, May 14. Quarter-final games are to be played on Friday, May 16. Game times may be adjusted if both schools agree, but the day may not be adjusted.

* indicates home team. Throughout the tournament the highest seeded team will be the home team. In the event of a tie in scoring a coin toss will determine the home team.



FARMERS
Wilson.

2014 5A Boys' Soccer State Championships

Tuesday, May 13 Home Schools	Friday, May 16 Home Schools	Tuesday, May 20 Woods Cross High School	Thursday, May 22 Rio Tinto Stadium
---------------------------------	--------------------------------	--	---------------------------------------

Alta *

Region 3 2nd place

Granger

Region 2 3rd place

Riverton *

Region 4 1st place

Davis

Region 1 4th place

Viewmont *

Region 1 1st place

American Fork

Region 4 4th place

West *

Region 2 2nd place

Copper Hills

Region 3 3rd place

Fremont *

Region 1 2nd place

Pleasant Grove

Region 4 3rd place

Taylorsville *

Region 2 1st place

Brighton

Region 3 4th place

Bingham *

Region 3 1st place

Hunter

Region 2 4th place

Lehi *

Region 4 2nd place

Layton

Region 1 3rd place

Alta

3-0

Riverton *

2-0

Viewmont *

3-0

Copper Hills

3-2 2 OT

Fremont

3-2

Taylorsville *

1-0 OT

Hunter

1-1 2OT (SO 4-2)

Layton *

2-0

4:00 pm

Riverton *

2-0

Tuesday, May 20

4:15 pm

Woods Cross High School

Riverton *

3-0

Viewmont

2-1

Fremont *

3-2 OT

Tuesday, May 20

6:30 pm

Woods Cross High School

Fremont

1-0

Layton

4-2

5A

Thursday, May 22

7:00 pm

Rio Tinto Stadium

Riverton

1-0

Champion

First round games are to be played on Tuesday, May 13. Quarter-final games are to be played on Friday, May 16. Game times may be adjusted if both schools agree, but the day may not be adjusted.

* Indicates home team. Throughout the tournament the highest seeded team will be the home team. In the event of a tie in seeding a coin toss will determine the home team.



2013 2A Girls' Soccer State Championships



1st Round

Wednesday, October 16

*Home Schools

Quarter-Finals

Saturday, October 19

*Home Schools



*Indicates home team. The higher seeded team will be the home team. In the event both teams have the same seed a coin toss will determine the home team.



Wilson.

2013 3A Girls' Soccer State Championships



1st Round

Wednesday, October 16

*Home Schools

Quarter-Finals

Saturday, October 19

Home Schools

* North Saugate

Region 12 2nd place

3:30 pm

Uintah

Region 18 3rd place

Uintah

8-0

1:00 pm

*Dixie

3-8

* Dixie

Region 9 1st place

4:00 pm

Tooele

Region 11 4th place

*Dixie

8-0

Friday, October 25

3:45 pm

*Dixie

1-1 (4-1 SO)

Jordan High School

* Bear River

Region 11 1st place

4:00 pm

Desert Hills

Region 9 4th place

*Bear River

4-1

1:00 pm

Park City

1-8

* Park City

Region 18 2nd place

4:00 pm

Richfield

Region 12 3rd place

Park City

8-0

Saturday, October 26

4:00 pm

Dixie

1-0

Champion

Riverview Stadium

* Cedar

Region 9 2nd place

4:00 pm

Stansbury

Region 11 3rd place

Cedar

3-1

1:00 pm

Cedar

1-8

* Payson

Region 12 1st place

4:00 pm

Morgan

Region 18 4th place

*Payson

2-1

Friday, October 25

6:00 pm

Juan Diego

1-0 OT

Jordan High School

* Juan Diego

Region 18 1st place

3:00 pm

Pine View

Region 9 5th place

*Juan Diego

3-1

1:00 pm

*Juan Diego

2-8

* Ben Linn

Region 11 2nd place

4:00 pm

Snow Canyon

Region 9 3rd place

Snow Canyon

2-1

*Indicates home team. The higher seeded team will be the home team. In the event both teams have the same seed a coin toss will determine the home team.

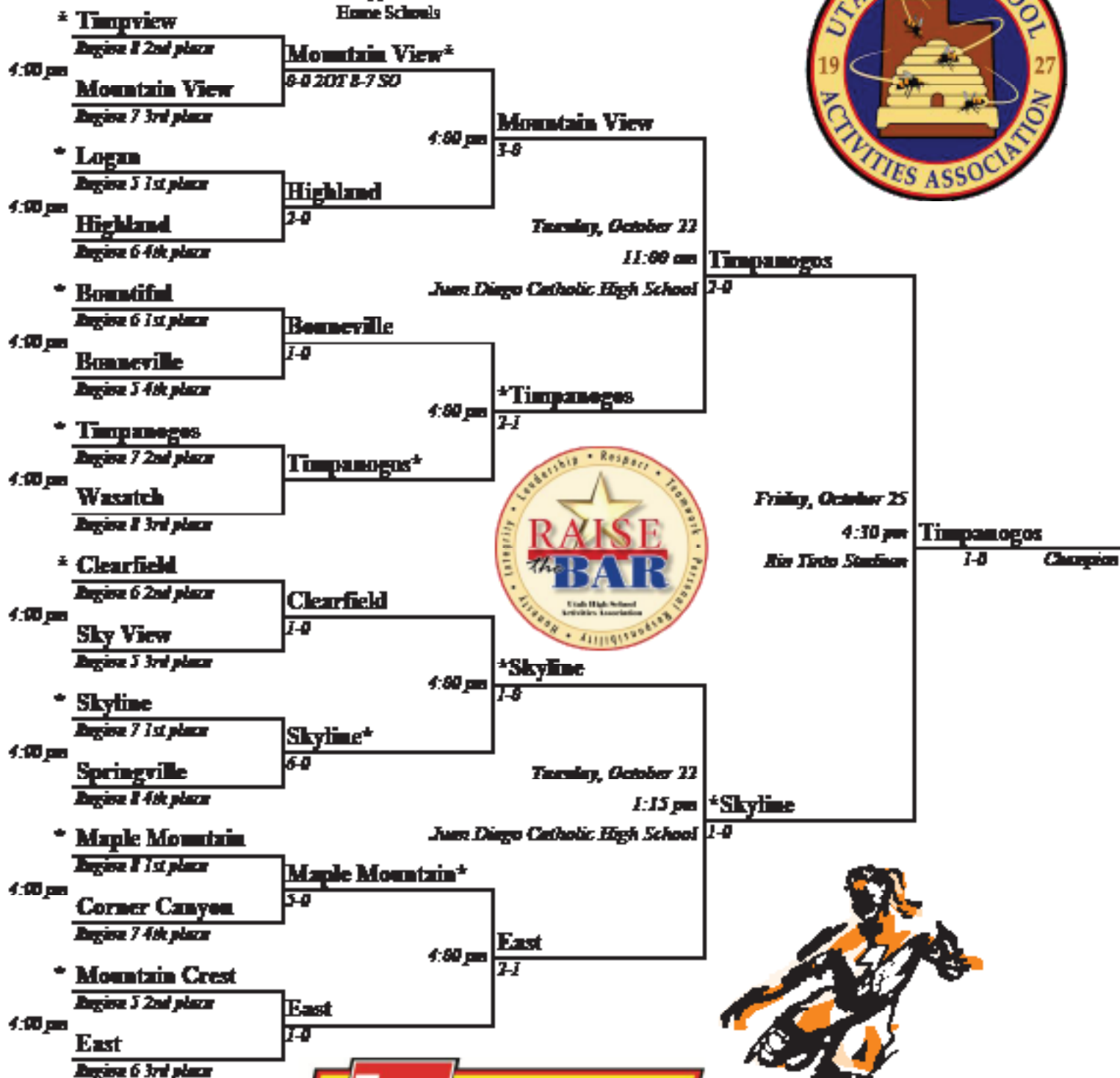


2013 4A Girls' Soccer State Championships

1st Round

Tuesday, October 15
Home Schools

Quarter-Finals
Thursday, October 17
Home Schools

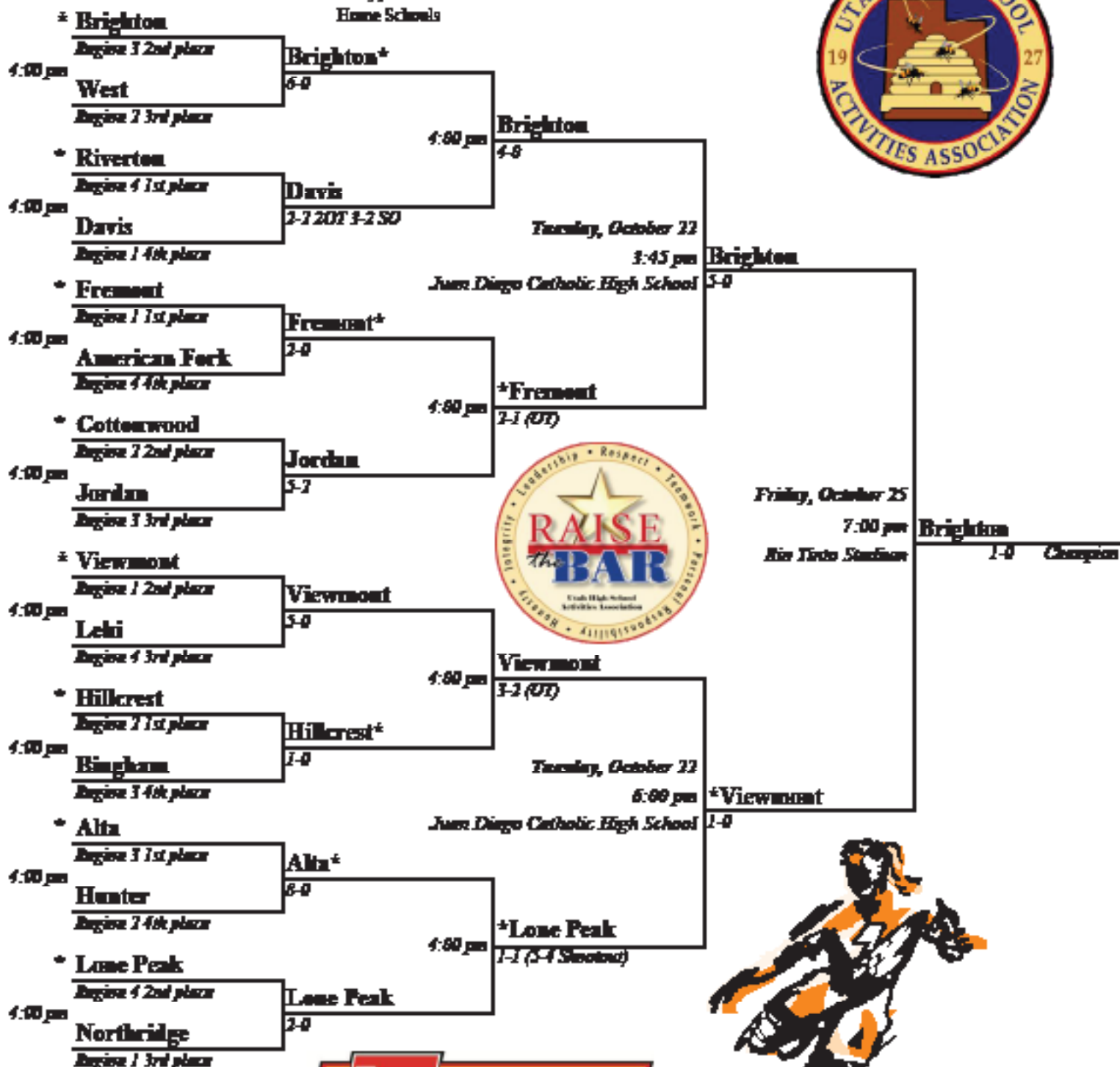


* Indicates home team. From the quarter-finals on the higher seeded team will be the home team. In the event both teams have the same seed a coin toss will determine the home team.

2013 5A Girls' Soccer State Championships

1st Round
Tuesday, October 15
Home Schools

Quarter-Finals
Thursday, October 17
Home Schools



Wilson.

* Indicates home team. The higher seeded team will be the home team. In the event both teams have the same seed a coin toss will determine the home team.

2014 State 2A Softball Tournament

Thursday, May 8

Games 1-20

Thu-Sat, May 8-10 @ Spanish Fork Complex, 295 W. Volunteer Dr.

Friday, May 9

Games 21-28

Saturday, May 10

Games 29-31



2A

Manti

10-1

game 30

12:15 pm F3

Manti

1-4

Champion

Game 31,

IF necessary,

will be played

15 minutes after

the conclusion

of game 30.



Wilson

Emery *

Region 15 #2 12 noon F1

Rowland Hall

Region 14 #3

Manti *

Region 16 #1 2:00 pm F1

Kanab

Region 15 #4

Enterprise *

Region 13 #1 12 noon F2

American Leadership

Region 16 #4

Duchesne *

Region 14 #2 2:00 pm F2

South Sevier

Region 15 #5

Millard *

Region 13 #2 12 noon F3

Gunnison

Region 16 #5

Altamont *

Region 14 #1 2:00 pm F3

Grand County

Reg. 15 #4

San Juan *

Region 15 #1 12 noon F4

Parowan

Region 15 #3

South Summit *

Region 16 #2 2:00 pm F4

Delta

Region 15 #5

South Summit *

Rowland Hall 8:00 pm F4 : 17

4:00 pm F1

Kanab

21-1

Grand Coun *

American Lea 8:00 pm F3 : 18

4:00 pm F2

Duchesne

1-1

South Sevier *

Millard 8:00 pm F2 : 19

4:00 pm F3

Altamont

16-3

Emery *

Parowan 8:00 pm F1 : 20

4:00 pm F4

Delta

10-0

Emery

16-0

6:00 pm F1

game 13

Manti

13-0

Manti

15-0

Enterprise

15-0

6:00 pm F2

game 14

South Sevier

16-2

Gunnison

4-2

6:00 pm F3

game 15

Grand County

4-1

San Juan

14-3

6:00 pm F4

game 16

South Summit

13-0

South Summit

8-4

game 23

2:00 pm F4

Grand County

8-2

South Sevier

17-8

game 24

2:00 pm F1

Emery

6-3

game 26

4:00 pm F1

Emery

4-3

game 28

6:00 pm F4

Emery

4-2

game 29

10:00 am F3

South Summit

4-0

game 30

12:15 pm F3

San Juan

16-4

game 31

12:15 pm F3

San Juan

Manti

13-2

game 21

2:00 pm F2

Enterprise

7-2

game 22

2:00 pm F3

San Juan

16-4

game 29

10:00 am F3

South Summit

4-3

game 30

12:15 pm F3

San Juan

16-4

game 31

12:15 pm F3

San Juan

16-4

game 32

12:15 pm F3

San Juan

16-4

game 33

12:15 pm F3

San Juan

16-4

game 34

12:15 pm F3

San Juan

16-4

game 35

12:15 pm F3

San Juan

16-4

game 36

12:15 pm F3

San Juan

16-4

game 37

12:15 pm F3

San Juan

16-4

game 38

12:15 pm F3

San Juan

16-4

game 39

12:15 pm F3

San Juan

16-4

game 40

12:15 pm F3

San Juan

Home teams are pre-determined by seed for games 1-16. For games 17-22 home teams are pre-determined. After that, the team that has been home team the least during the tournament (beginning with Game #17) will be the home team. A coin toss will determine home team if both teams have the same seed (games 1-16) or have been the home team an equal number of times (games 23-31).

2014 State 3A Softball Tournament

May 10 Region Sites & May 15-17 @ Spanish Fork Softball Complex

Spanish Fork Softball Complex - 295 W. Volunteer Dr.

Saturday, May 10

Games 1-12 Region Sites

Thursday, May 15

Games 13-20

Friday, May 16

Games 21-28

Saturday, May 17

Games 29-31

Grantville *

Region 11 #2 10:00am

Union

Region 10 #3

Payson *

Region 12 #1 12:00noon

Dixie

Region 9 #4

Cedar City *

Region 9 #1 10:00am

Carbon

Region 12 #4

Juan Diego *

Region 10 #2 12:00noon

Stansbury

Region 11 #3

Canyon View *

Region 9 #2 10:00am

North Sanpete

Region 12 #3

Uintah *

Region 10 #1 12:00noon

Bear River

Region 11 #4

Tooele *

Region 11 #1 10:00am

Morgan

Region 10 #4

Utah *

Region 12 #2 12:00noon

Snow Canyon

Region 9 #5

Union

2:00pm

Dixie

Carbon

2:00pm

Juan Diego

North Sanpete

2:00pm

Bear River

Morgan

2:00pm

Snow Canyon

2:00pm

Snow Canyon

Grantville

11-1

3:00 pm F1

game 13

Payson

4-0

Cedar City

7-0

3:00 pm F2

game 14

Stansbury

12-0

Canyon View

11-1

3:00 pm F3

game 15

Uintah

9-7

Tooele

11-1

3:00 pm F4

game 16

Juab

2-1

Tooele

11-1

3:00 pm F4

game 16

Juab

2-1

Tooele

5:00 pm F4

17

Union

2-0

Canyon View

5:00 pm F3

18

Carbon

4-3

Cedar City

5:00 pm F2

19

Bear River

22-7

Payson

5:00 pm F1

20

Snow Canyon

10-4

Grantville

game 25

1:15 pm F1

Canyon View

3-4

Canyon View

7-0

Juab

game 26

1:15 pm F4

Snow Canyon

4-3

Payson

11:00 am F4

4-3

Snow Canyon

10-4

Snow Canyon

7-4

Grantville *

6-3

game 21

11:00 am F2

Stansbury

3-0

game 27

3:30 pm F3

Utah *

7-1

game 22

11:00 am F3

Juab

6-3

game 29

10:00 am F3

Canyon View

4-3

Utah

7-4

game 30

12:30 pm F3

Stansbury

8-3

Champion

8-3

Game 31,

IF necessary,

will be played 15

minutes after the

conclusion of game

30.

Utah

8-5

Utah

8-5

Utah

8-5

Utah

8-5

Utah

8-5

Utah

8-5

Utah

8-5

Utah

8-5

Utah

8-5



3A



Home teams are pre-determined by seed for games 1-16. For games 17-22 home team is pre-determined. After that, the team that has been home team the least during the tournament (beginning with Game #17) will be the home team. A coin toss will determine home team if both teams have the same seed (games 1-16) or have been the home team an equal number of times (games 23-31).

2014 State 4A Softball Tournament

Tuesday, May 13
Games 1-8 Home Sites

Thursday, May 15
Games 9-16 Home Sites

Games 17-31 @ Valley Complex, May 20-22
Valley Softball Complex, 5135 So. 2700 W.

Olympus *

1 Region 7 #2 4:00pm
Bountiful

Region 6 #3

2 Spanish Fork *

3 Region 8 #1 4:00pm
Roy

Region 5 #4

Box Elder *

3 Region 5 #1 4:00pm
Maple Mountain

Region 8 #4

East *

4 Region 6 #2 4:00pm
Timpanogos

Region 7 #3

Bonneville *

3 Region 5 #2 4:00pm
Springville

Region 8 #3

Clearfield *

6 Region 6 #1 4:00pm
Orem

Region 7 #4

Murray *

7 Region 7 #1 4:00pm
Woods Cross

Region 6 #4

Salem Hills *

8 Region 8 #2 4:00pm
Mountain Crest

Region 5 #3

Bountiful

9 4:00pm
Roy

Box Elder

10 4:00pm
Timpanogos

Springville

11 4:00pm
Orem

Murray

12 4:00pm
Mountain Crest

Olympus

9-6 4:00pm game 13

Spanish Fork

11-1 4:00pm game 14

Maple Mountain

1-0 4:00pm game 15

East

5-3 4:00pm game 16

Bonneville

4-3 4:00pm game 17

Clearfield

12-2 4:00pm game 18

Woods Cross

11-3 4:00pm game 19

Salem Hills

10-0 4:00pm game 20

Woods Cross *

12noon F3 : 17 Bountiful 3-2

Bountiful

14-8 game 23 4:30 pm F3

Clearfield *

Box Elder 10-3 12noon F4 : 18

Box Elder

11-1 game 24 6:45 pm F3

East *

Springville 7-6 2:15pm F3 : 19

Springville

3-0 game 26 3:00 pm F4

Olympus *

Murray 6-5 2:15pm F4 : 20

Murray

13-2 game 27 5:15 pm F4

Tue, May 20
Games 17-24

Spanish Fork *

7-5 game 21 4:30 pm F4

Maple Mountain 5-3

Bonneville *

4-2 game 22 6:45 pm F4

Salem Hills 4-0

Maple Mountain 8-4

game 28 5:15 pm F3

Salem Hills 6-0

Olympus 8-6

game 26 3:00 pm F4

Spanish Fork 11-1

game 29 2:30 pm F4

Salem Hills 11-1

game 30 5:00 pm F4

Salem Hills 4-3

game 31 5:00 pm F4

game 32 5:00 pm F4

game 33 5:00 pm F4

game 34 5:00 pm F4

game 35 5:00 pm F4

game 36 5:00 pm F4

game 37 5:00 pm F4

game 38 5:00 pm F4

game 39 5:00 pm F4

game 40 5:00 pm F4

Wed, May 21
Games 25-28

Spanish Fork 6-2

game 27 5:15 pm F4

Bonneville 1-0

game 28 5:15 pm F4

Salem Hills 11-1

game 29 2:30 pm F4

Salem Hills 11-1

game 30 5:00 pm F4

Salem Hills 4-3

game 31 5:00 pm F4

game 32 5:00 pm F4

game 33 5:00 pm F4

game 34 5:00 pm F4

game 35 5:00 pm F4

game 36 5:00 pm F4

game 37 5:00 pm F4

game 38 5:00 pm F4

game 39 5:00 pm F4

game 40 5:00 pm F4

game 41 5:00 pm F4

game 42 5:00 pm F4

game 43 5:00 pm F4

game 44 5:00 pm F4

game 45 5:00 pm F4

game 46 5:00 pm F4

game 47 5:00 pm F4

Thu, May 22
Games 29-31



4A

Salem Hills
Champion
8-2

Salem Hills 10
Bonneville 1



Wilson

Home teams are pre-determined by seed for games 1-16. For games 17-22 home team is pre-determined. After that, the team that has been home team the least during the tournament (beginning with Game #17) will be the home team. A coin toss will determine home team if both teams have the same seed (games 1-16) or have been the home team an equal number of times (games 23-31).

2014 State 5A Softball Tournament

Tuesday, May 13
Games 1-8 Home Sites

Thursday, May 15
Games 9-16 Home Sites

Games 17-31 @ Valley Complex, May 20-22
Valley Softball Complex, 5135 So. 2700 W.

Copper Hills *	
1 Region 3 #2 4:00pm	
West	
Region 2 #3	
Riverton *	
3 Region 4 #1 4:00pm	
Syracuse	
Region 1 #4	
Layton *	
5 Region 1 #1 4:00pm	
Lone Peak	
Region 4 #4	
Hunter *	
4 Region 2 #2 4:00pm	
Alta	
Region 3 #3	
Premont *	
3 Region 1 #2 4:00pm	
Lehi	
Region 4 #3	
Taylorsville *	
6 Region 2 #1 4:00pm	
West Jordan	
Region 3 #4	
Bingham *	
7 Region 3 #1 4:00pm	
Granger	
Region 2 #4	
Herriman *	
8 Region 4 #2 4:00pm	
Viewmont	
Region 1 #3	
Herriman *	
West 12noon F1 :17	
9 4:00pm Syracuse	
Syracuse 9-5	
Lone Peak *	
10 4:00pm Hunter	
Hunter 3-2	
Premont *	
11 4:00pm Fremont	
West Jordan 8-3	
Granger *	
12 4:00pm Viewmont	
Viewmont 15-0	

Copper Hills	
3-2	
4:00pm game 13	
Riverton	
5-0	
Layton	
9-0	
4:00pm game 14	
Alta	
8-4	
Lehi	
9-5	
4:00pm game 15	
Taylorsville	
11-3	
Bingham	
11-1	
4:00pm game 16	
Herriman	
5-4	
Herriman	
10-0	
game 23	
4:30 pm F2	
Taylorsville	
6-2	
Bingham	
game 26	
3:00 pm F2	
Copper Hills	
2-0	
Copper Hills	
6:45 pm F2	
Copper Hills	
8-6	

Tue, May 20	
Games 17-24	
Riverton *	
7-3	
game 21	
4:30 pm F1	
Layton	
5-0	
Lehi *	
6-2	
game 22	
6:45 pm F1	
Bingham	
5-4	
Taylorsville	
5-1	
game 28	
5:15 pm F2	
Bingham	
4-2	

Wed, May 21	
Games 25-28	
Layton	
8-2	
game 27	
5:15 pm F1	
Lehi	
14-7	
Layton	
game 29	
2:30 pm F1	
Taylorsville	
6-0	

Thu, May 22	
Games 29-31	
Lehi	
6-1	
game 30	
5:00 pm F1	
Lehi	
Champion	
5-4	
Game 31, IF necessary, will be played 15 minutes after the conclusion of game 30.	



5A



Home teams are pre-determined by seed for games 1-16. For games 17-22 home teams are pre-determined. After that, the team that has been home teams the least during the tournament (beginning with Game #17) will be the home team. A coin toss will determine home teams if both teams have the same seed (games 9-16) or have been the home team an equal number of times (games 23-31).

Swimming

2A

Scores - Women

Women - Team Rankings - Through Event 22

1. North Summit High School 244
2. Emery High School 221
3. Rowland Hall High School 185
4. Grand County High School 181
5. Summit Academy High School 123
6. South Summit High School 94
7. Delta High School 83
8. Waterford High School 26
9. Wasatch Academy High School 24

Scores - Men

Men - Team Rankings - Through Event 22

1. Rowland Hall High School 223
2. Emery High School 170
3. North Summit High School 166 4
4. Summit Academy High School 144
5. South Summit High School 132.5
6. Grand County High School 120
7. Delta High School 109
8. Telos Academy High School 76.5
9. Intermountain Christian School 24
10. Millard High School 19

3A

Scores - Women

Women - Team Rankings - Through Event 22

1. Park City High School 517.5
2. Desert Hills High School 280
3. Cedar City High School 212.5
4. Dixie High School 138
5. Tooele High School 136
6. Snow Canyon High School 121
7. Uintah High School 104
8. Richfield High School 103
9. Juan Diego Catholic High School 95.5
10. Hurricane High School 90

Scores - Men

Men - Team Rankings - Through Event 22

1. Park City High School 305
2. Dixie High School 280
3. Cedar City High School 226
4. Desert Hills High School 215
5. Canyon View High School 200
6. Juan Diego Catholic High School 189
7. Uintah High School 160
8. Snow Canyon High School 125
9. Tooele High School 91
10. Grantsville High School 71

Swimming

4A

Scores - Women

Women - Team Rankings - Through Event 22

1. Skyline High School 383
2. Wasatch High School 234.5
3. Highland High School 227
4. Springville High School 176.5
5. Woods Cross High School 166
6. Judge Memorial High School 149
7. Mountain Crest High School 144
8. Kearns High School 112.5
9. Logan High School 98
10. Corner Canyon High School 81

Scores - Men

Men - Team Rankings - Through Event 22

1. Skyline High School 304.5
2. Kearns High School 264.5
3. Springville High School 253
4. Woods Cross High School 165
5. Highland High School 158.5
6. Murray High School 139
7. Mountain Crest High School 138.5
8. Wasatch High School 138
9. Box Elder High School 119.5
10. East High School 93.5

5A

Scores - Women

Women - Team Rankings - Through Event 22

1. Viewmont High School 305
2. Lone Peak High School 293
3. Brighton High School 239.5
4. West High School 205
5. Bingham High School 174
6. American Fork High School 156
7. Hunter High School 132.5
8. Westlake High School 126
9. Lehi High School 109
10. Riverton High School 108

Scores - Men

Men - Team Rankings - Through Event 22

1. Brighton High School 248.5
2. Lehi High School 219
3. Lone Peak High School 211
4. Viewmont High School 210
5. Herriman High School 177.5
6. American Fork High School 151
7. Bingham High School 139.5
8. Cottonwood High School 131
9. Hunter High School 123
10. Copper Hills High School 86.5

Tennis

Complete tennis brackets and results available at the following locations:

Boys:

2A: <http://www.uhsaa.org/btennis/2014/2Abrackets.php>

3A: <http://www.uhsaa.org/btennis/2014/3Abrackets.php>

4A: <http://www.uhsaa.org/btennis/2014/4Abrackets.php>

5A: <http://www.uhsaa.org/btennis/2014/5Abrackets.php>

Girls:

2A: <http://www.uhsaa.org/gtennis/2014/2Abrackets.php>

3A: <http://www.uhsaa.org/gtennis/2014/3Abrackets.php>

4A: <http://www.uhsaa.org/gtennis/2014/4Abrackets.php>

5A: <http://www.uhsaa.org/gtennis/2014/5Abrackets.php>

Track & Field

Boy's 1A Team Scores

Overall	Team	Score
1.	Panguitch HS	120
2.	Duchesne HS	78
3.	Rich HS	67
4.	Milford HS	58
5.	Monticello HS	54
6.	Altamont HS	42
7.	Tabiona HS	35
8.	Valley HS	31
9.	Piute HS	24
9.	Green River HS	24

Boy's 2A Team Scores

Overall	Team	Score
1.	Grand County HS	104
2.	Delta HS	72
3.	Manti HS	65
4.	San Juan HS	58.5
5.	Kanab HS	57.5
6.	North Summit HS	56
7.	Millard HS	48
8.	Parowan HS	37
9.	Wasatch Academy	27
10.	Rowland Hall	25

Girl's 1A Team Scores

Overall	Team	Score
1.	Panguitch HS	151
2.	Wayne HS	80
3.	Rich HS	63
4.	Monticello HS	61
5.	Milford HS	40
5.	Altamont HS	40
7.	Bryce Valley HS	36
8.	St. Joseph CHS	32
9.	Piute HS	24
10.	Duchesne HS	22

Girl's 2A Team Scores

Overall	Team	Score
1.	North Summit HS	108
2.	Millard HS	86
3.	Beaver HS	60
3.	Emery HS	60
5.	Delta HS	50
6.	Grand County HS	48.5
7.	Enterprise HS	36
8.	Manti HS	33
8.	Gunnison Valley HS	33
10.	North Sevier HS	30

Track & Field

Boy's 3A Team Scores

Overall	Team	Score
1.	Desert Hills HS	131
2.	Richfield HS	105
3.	Stansbury HS	59
4.	Juab HS	53
5.	Hurricane HS	47
6.	Carbon HS	34
7.	Cedar HS	33
8.	Dixie HS	28
9.	Snow Canyon HS	23
10.	Morgan HS	21

Boy's 4A Team Scores

Overall	Team	Score
1.	Woods Cross HS	84
2.	Sky View HS	74
3.	Orem HS	57
4.	Wasatch HS	36.5
5.	Logan HS	36.333
5.	Mountain View HS	36.333
7.	Provo HS	35.333
8.	Springville HS	34
8.	Timpanogos HS	34
10.	Salem Hills HS	33.5

Girl's 3A Team Scores

Overall	Team	Score
1.	Park City HS	102
2.	Desert Hills HS	84
3.	Morgan HS	65
3.	Bear River HS	65
5.	Cedar HS	49
6.	North Sanpete HS	36
7.	Hurricane HS	34
8.	Dixie HS	32
9.	Juab HS	31
10.	Grantsville HS	28

Girl's 4A Team Scores

Overall	Team	Score
1.	Box Elder HS	68
2.	Maple Mountain HS	67.5
3.	Ogden HS	59
4.	Springville HS	44
5.	Timpanogos HS	41
6.	Provo HS	32
7.	Wasatch HS	30
7.	Mountain View HS	30
9.	Sky View HS	29.5
10.	Logan HS	29

Boy's 5A Team Scores

Overall	Team	Score
1.	Riverton HS	120
2.	Herriman HS	88
3.	Bingham HS	62
4.	Lehi HS	60
5.	Lone Peak HS	44.5
6.	American Fork HS	37
7.	Davis HS	36
8.	Syracuse HS	35
9.	West Jordan HS	28
9.	Jordan HS	28

Girl's 5A Team Scores

Overall	Team	Score
1.	Herriman HS	139
2.	Davis HS	106
3.	Riverton HS	69
4.	Syracuse HS	63
5.	Weber HS	54.5
6.	Bingham HS	33
7.	Fremont HS	25
8.	Alta HS	24
9.	Hillcrest HS	18
10.	West Jordan HS	16

2013 STATE 1A VOLLEYBALL TOURNAMENT

Wednesday & Thursday, October 30-31 @ Utah Valley University (UCCU Center)

* DENOTES HOME TEAM

Wednesday, October 30 - Matches 1-16

Thursday, October 31 - Matches 17-26



match # 1	St. Joseph *	St. Joseph
2:00pm Ct. 1	Region 18 #1	25-12, 25-13, 25-8
	Wayne	match # 9 5:00pm ct. 3
	Region 28 #4	
	Manila *	
match # 2	Region 17 #2	Monument Valley *
2:00pm Ct. 3	Monument Valley	25-17, 25-13, 25-23
	Region 19 #3	
	Whitehorse *	
match # 3	Region 19 #2	Duchesne
9:50pm Ct. 1	Duchesne	25-27, 25-14, 25-18, 25-13
	Region 17 #3	match # 10 6:30pm ct. 3
	Panguitch *	
match # 4	Region 20 #1	Panguitch *
9:50pm Ct. 3	Wendover	25-14, 25-11, 25-9
	Reg. 18 #4	
	Rich *	
match # 5	Region 17 #1	Rich
2:00pm Ct. 3	Escalante	25-12, 25-11, 25-7
	Reg. 20 #6	match # 11 5:00pm ct. 2
	Intermountain Christian *	
match # 6	Region 18 #2	Milford *
2:00pm Ct. 4	Milford	22-25, 25-19, 14-25, 25-17, 15-7
	Region 28 #3	
	Piute *	
match # 7	Region 20 #2	Piute
9:50pm Ct. 3	Tintic	25-4, 25-6, 25-9
	Region 18 #3	match # 12 6:30pm ct. 2
	Monticello *	
match # 8	Region 19 #1	Monticello *
9:50pm Ct. 4	Tabiona	25-16, 25-13, 25-20
	Reg. 17 #4	

St. Joseph *	25-7, 25-5, 25-14
match # 17 11:00am ct. 2	
Panguitch	25-8, 25-16, 25-8



Rich *	25-18, 25-21, 25-20
match # 18 11:00am ct. 3	
Piute	25-16, 25-17, 19-15, 25-12

Monument Valley *	match # 19 9:30am ct. 4
Duchesne	
Milford *	match # 20 9:30am ct. 3
Monticello	

Wayne *	25-15, 25-14, 25-23
match # 21 9:30am ct. 2	
Whitehorse	25-22, 25-12, 21-15, 17-15, 15-10

Intermountain Christian *	25-19, 23-25, 15-25, 25-17, 15-8
match # 22 9:30am ct. 1	
Tabiona	25-20, 25-11, 25-19

St. Joseph	25-15, 25-19, 25-15
match # 26 4:00pm ct. 3	
Piute	24-26, 25-21, 25-11, 25-20



Panguitch	match # 23 2:00pm ct. 2
Rich *	

Duchesne	11-25, 25-17, 25-20, 25-18
match # 24 12:30pm ct. 3	
Monticello *	23-16, 23-17, 23-19

Wayne	25-22, 25-20, 25-8
match # 25 12:30pm ct. 2	
Tabiona *	24-20, 25-20, 25-23, 25-17

St. Joseph	Champion
25-11, 25-9, 19-23, 25-12	
Piute	2nd Place

Panguitch	26-24, 25-16, 26-24
Rich *	4th Place

Monticello	5th Place
23-16, 23-17, 23-19	
Duchesne	7th Place

Wayne	6th Place
28-30, 25-23, 25-16, 25-19	
Tabiona	8th Place

Wilson

Tires LES SCHWAB



2013 STATE 2A VOLLEYBALL TOURNAMENT

Friday & Saturday, November 1 & 2 @ Utah Valley University (UCCU Center)

* DENOTES HOME TEAM



Friday, November 1 - Matches 1-16

Saturday, November 2 - Matches 17-26

match # 1	Emery *	Region 15 #2	Emery
9:50pm Ct. 1	Layton Christian	25-16, 25-19, 22-25, 27-25	
	Region 14 #3	match # 9 6:30pm ct. 3	
	South Summit *		
match # 3	Region 16 #1	South Summit *	
9:50pm Ct. 3	Kanab	25-12, 25-19, 23-16	
	Region 13 #4		
	Enterprise *		
match # 5	Region 13 #1	Enterprise	
9:50pm Ct. 5	American Leadership	25-10, 25-14, 25-7	
	Region 16 #4	match # 10 6:30pm ct. 2	
	Waterford *		
match # 4	Region 14 #2	Grand *	
9:50pm Ct. 4	Grand	22-25, 25-29, 23-18, 23-17	
	Region 15 #3		
	Delta *		
match # 3	Region 13 #2	Delta	
5:00pm Ct. 1	North Summit	16-25, 25-22, 25-23, 25-13	
	Region 16 #3	match # 11 8:00pm ct. 3	
	Rowland Hall *		
match # 6	Region 14 #1	South Sevier *	
5:00pm Ct. 3	South Sevier	25-14, 25-14, 23-19	
	Region 15 #4		
	San Juan *		
match # 7	Region 15 #1	San Juan	
5:00pm Ct. 5	Maeser Prep	25-8, 25-12, 25-15	
	Region 14 #4	match # 12 8:00pm ct. 2	
	Gunnison *		
match # 8	Region 16 #2	Beaver *	
5:00pm Ct. 4	Beaver	19-25, 25-18, 23-21, 23-14	
	Region 13 #3		

South Summit *

25-20, 20-25, 21-25, 25-13, 17-15

match # 17 10:30am ct. 2

Enterprise

25-13, 25-11, 25-17

Enterprise

25-14, 25-12, 25-17



match # 26 8:00pm ct. 2

Enterprise

Champion
25-22, 25-12, 25-19

San Juan

2nd Place

Delta *

25-19, 25-20, 19-25, 25-10

match # 18 12:30pm ct. 2

San Juan

25-18, 25-15, 25-17

San Juan

25-22, 25-20, 21-25, 25-20

South Summit

match # 23 3:30pm ct. 2

Delta

3rd Place

Emery *

match # 19 10:30am ct. 1

Emery

25-16, 25-17, 21-25, 25-22

match # 24 2:00pm ct. 1

Beaver

5th Place

South Sevier *

match # 20 12:30pm ct. 1

Beaver *

25-14, 25-16, 23-19

Emery

7th Place

Kanab *

25-21, 25-11, 25-19

match # 21 9:00am ct. 1

Kanab

25-25, 25-20, 25-12, 25-20

American Leadership

25-17, 25-19, 25-19

match # 25 2:00pm ct. 2

Gunnison

6th Place

North Summit *

25-18, 11-25, 25-23, 26-24

match # 22 9:00am ct. 2

Gunnison *

21-25, 23-18, 26-24, 23-21, 15-6

Kanab

8th Place

Gunnison

25-15, 25-15, 20-15, 25-11

Wilson

Tires LES SCHWAB



Layton Christian

match # 13 6:30pm ct. 4

Kanab *

American Leadership

match # 14 6:30pm ct. 1

Waterford *

North Summit

match # 15 8:00pm ct. 4

Rowland Hall *

Maeser Prep

match # 16 8:00pm ct. 1

Gunnison *

2013 STATE 3A VOLLEYBALL TOURNAMENT

Friday & Saturday, November 1 & 2 @ Utah Valley University (UCCU Center)

* DENOTES HOME TEAM

Friday, November 1 - Matches 1-16

	Bear River *	
match # 1	Region 11 #2	Payson
9:00am Ct. 1	Payson	26-24, 25-14, 23-25, 25-21
	Region 12 #3	match # 9 12:00pm ct. 3
	Desert Hills *	
match # 3	Region 9 #1	Desert Hills *
9:00am Ct. 3	Park City	25-12, 25-16, 23-18
	Region 18 #4	match # 17 10:30am ct. 3
	Morgan *	
match # 5	Region 10 #1	Morgan
9:00am Ct. 5	Dixie	25-15, 25-21, 22-25, 25-20
	Region 9 #4	match # 10 12:00pm ct. 2
	Carbon *	
match # 4	Region 12 #2	Stansbury *
9:00am Ct. 4	Stansbury	17-25, 25-28, 18-25, 25-14, 15
	Region 11 #3	
	Uintah *	
match # 3	Region 10 #2	Snow Canyon
10:50am Ct. 1	Snow Canyon	25-14, 25-20, 25-20
	Region 9 #3	match # 11 1:30pm ct. 3
	North Sanpete *	
match # 6	Region 12 #1	North Sanpete *
10:50am Ct. 3	Grantsville	25-14, 25-19, 25-16
	Region 11 #4	match # 18 12:30pm ct. 3
	Tooele *	
match # 7	Region 11 #1	Tooele
10:50am Ct. 5	Juab	25-23, 25-18, 25-20
	Region 12 #4	match # 12 1:30pm ct. 2
	Hurricane *	
match # 8	Region 9 #2	Hurricane *
10:50am Ct. 4	Union	25-14, 25-15, 25-14
	Region 18 #3	

Saturday, November 2 - Matches 17-26

	Desert Hills *		
	25-14, 25-12, 25-12		
	match # 17 10:30am ct. 3	Desert Hills	
		23-23, 16-25, 25-22, 23-17	
	Morgan		
	25-9, 25-16, 25-11		
	match # 26 5:30pm ct. 3	Hurricane	
		25-18, 25-19, 25-11	
		Desert Hills	
		2nd Place	
		Hurricane *	
		26-28, 25-8, 25-16, 18-25, 15-9	
		Morgan	
		match # 23 3:30pm ct. 4	Snow Canyon
		Snow Canyon *	
			3rd Place
	Payson *		Morgan
	match # 19 10:30am ct. 4	28-23, 25-15, 25-21, 25-20 4th Place	
	Stansbury	25-18, 25-8, 25-13	
		match # 24 2:00pm ct. 4	North Sanpete
			5th Place
	North Sanpete *		
	match # 20 12:30pm ct. 4	North Sanpete *	25-19, 14-25, 25-22, 25-22
	Tooele	25-14, 25-25, 25-11, 25-10	Payson
			7th Place
	Bear River		
	match # 13 12:00pm ct. 4	Park City *	
	Park City *	25-16, 25-17, 25-21	
		match # 21 9:00am ct. 4	Park City
	Dixie	27-25, 25-22, 25-15	
	match # 14 12:00pm ct. 1	Dixie	
	Carbon *	25-17, 25-16, 25-8	
		match # 25 2:00pm ct. 3	Park City
	Uintah		6th Place
	match # 15 1:30pm ct. 4	Uintah *	25-13, 14-25, 25-16, 25-21
	Grantsville *	25-10, 24-26, 25-8, 25-15	Uintah
		match # 22 9:00am ct. 3	8th Place
	Juab		
	match # 16 1:30pm ct. 1	Union	
	Union *	25-17, 25-16, 25-30	



Wilson

Tires LES SCHWAB



2013 STATE 4A VOLLEYBALL TOURNAMENT

Thursday & Saturday, November 7 & 9 @ Utah Valley University (UCCU Center)

* DENOTES HOME TEAM



Thursday, November 7 - Matches 1-16

Saturday, November 9 - Matches 17-26

match # 1	Region 8 #2	Springville *
9:00am Ct. 1	Mountain View	25-19, 25-18, 25-15
	Region 7 #3	match # 9 12:00pm ct. 3
	Sky View *	
match # 3	Region 5 #1	Sky View *
9:00am Ct. 3	Clearfield	25-19, 25-13, 25-21
	Region 6 #4	
	Woods Cross *	
match # 5	Region 6 #1	Woods Cross
9:00am Ct. 5	Box Elder	25-22, 19-25, 25-15, 22-25, 15-12
	Region 5 #4	match # 10 12:00pm ct. 2
	Olympus *	
match # 4	Region 7 #2	Salem Hills *
9:00am Ct. 4	Salem Hills	25-17, 28-25, 25-18, 21-26
	Region 8 #3	
	Bountiful *	
match # 3	Region 6 #2	Mountain Crest
10:50am Ct. 7	Mountain Crest	25-21, 21-25, 14-25, 25-16, 15-11
	Region 5 #3	match # 11 1:30pm ct. 3
	Skyline *	
match # 6	Region 7 #1	Skyline *
10:50am Ct. 3	Provo	25-19, 18-25, 25-19, 25-21
	Region 8 #4	
	Timpview *	
match # 7	Region 8 #1	Timpview
10:50am Ct. 5	Timpanogos	25-18, 25-12, 25-13
	Region 7 #4	match # 12 1:30pm ct. 2
	Bonneville *	
match # 8	Region 5 #2	Judge Memorial *
10:50am Ct. 4	Judge Memorial	29-27, 25-19, 25-18
	Region 6 #2	

Sky View *

25-20, 25-19, 25-14

match # 17 10:30am ct. 3

Sky View

25-21, 23-25, 25-22, 25-20

Woods Cross

26-24, 25-19, 22-25, 25-14



match # 26 5:30pm ct. 3

Timpview

Champion
25-22, 25-15, 25-16

Sky View

2nd Place

Mountain Crest *

13-25, 20-25, 25-19, 25-21, 15-12

match # 18 12:30pm ct. 3

Timpview

25-15, 25-12, 25-7

Timpview

25-14, 25-15, 25-15

Woods Cross

match # 23 3:30pm ct. 4

Mountain Crest *

Woods Cross

25-14, 25-23, 25-12, 9th Place
Mountain Crest

Springville *

match # 19 10:30am ct. 4

Salem Hills

Springville

25-16, 25-12, 21-25, 25-17

match # 24 2:00pm ct. 4

Springville

18-21, 21-19, 21-4 Place

Skyline *

match # 20 12:30pm ct. 4

Judge Memorial

Judge

21-27, 25-22, 25-16, 25-16

Judge Memorial

7th Place

Mountain View

match # 13 12:00pm ct. 4

Clearfield *

Mountain View *

25-11, 25-22, 25-19

match # 21 9:00am ct. 4

Olympus

24-26, 25-18, 20-25, 25-20, 15-8

Mountain View

25-19, 25-23, 25-10

match # 25 2:00pm ct. 3

Mountain View

25-17, 25-18, 16-21, 25-16 6th

Bountiful

match # 15 1:30pm ct. 4

Provo *

Bountiful *

25-17, 22-25, 25-18, 25-21

match # 22 9:00am ct. 3

Bountiful

25-21, 25-22, 25-21, 25-19

Bountiful

8th Place

Timpanogos

match # 16 1:30pm ct. 1

Bonneville *

Timpanogos

27-25, 25-11, 25-30

Wilson

Tires LES SCHWAB



2013 STATE 5A VOLLEYBALL TOURNAMENT

Thursday & Saturday, November 7 & 9 @ Utah Valley University (UCCU Center)

* DENOTES HOME TEAM



Thursday, November 7 - Matches 1-16

Saturday, November 9 - Matches 17-26

match # 1	Brighton *	Brighton
9:50pm Ct. 1	Region 3 #2	25-14, 25-18, 25-12
	Granger	
	Region 2 #3	match # 9 6:30pm ct. 3
	Pleasant Grove *	
match # 3	Region 4 #1	Pleasant Grove *
9:50pm Ct. 3	Davis	16-23, 15-18, 13-18, 13-13
	Region 1 #4	match # 17 10:30am ct. 2
	Fremont *	
match # 5	Region 1 #1	Fremont
9:50pm Ct. 5	Lone Peak	32-30, 18-25, 25-16, 23-25, 15-12
	Region 4 #4	match # 10 6:30pm ct. 2
	Hunter *	
match # 4	Region 2 #2	Alta *
9:50pm Ct. 4	Alta	25-8, 25-19, 25-14
	Region 3 #1	
	Layton *	
match # 3	Region 1 #2	Layton
5:00pm Ct. 7	Riverton	25-21, 25-17, 25-14
	Region 4 #3	match # 11 8:00pm ct. 3
	Taylorsville *	
match # 6	Region 2 #1	Taylorsville *
5:00pm Ct. 3	West Jordan	25-10, 25-19, 25-17
	Region 3 #4	
	Bingham *	
match # 7	Region 3 #1	Bingham
5:00pm Ct. 5	Cottonwood	25-16, 25-11, 25-4
	Region 2 #4	match # 12 8:00pm ct. 2
	Lehi *	
match # 8	Region 4 #2	Lehi *
5:00pm Ct. 4	Northridge	25-18, 25-21, 19-25, 25-21
	Region 1 #3	

Pleasant Grove *	25-20, 23-25, 25-21, 25-23
match # 17 10:30am ct. 2	
Pleasant Grove	25-23, 25-21, 25-22
match # 26 8:00pm ct. 2	
Pleasant Grove	25-17, 15-17, 15-21, 15-17
Bingham	2nd Place
match # 18 12:30pm ct. 2	
Bingham	25-28, 25-18, 25-17
match # 23 3:30pm ct. 2	
Fremont	25-22, 25-15, 25-21 4th Place
Layton *	
match # 19 10:30am ct. 1	
Brighton	25-16, 25-16, 25-16
match # 24 2:00pm ct. 1	
Brighton	23-22, 23-21, 1st Place
match # 20 12:30pm ct. 1	
Taylorsville *	23-13, 23-21
Lehi	25-15, 15-25, 20-25, 25-22, 15-13
match # 21 9:00am ct. 1	
Lone Peak	28-26, 22-25, 23-25, 25-10, 15-19
match # 25 2:00pm ct. 2	
Lone Peak	25-14, 14-25, 25-21, 13-25, 19-10
match # 22 9:00am ct. 2	
Northridge *	8th Place
match # 16 8:00pm ct. 1	
Northridge	25-18, 25-22, 26-24



Wilson

Tires LES SCHWAB



Granger	match # 13 6:30pm ct. 4
Davis	*
Lone Peak	25-15, 25-9, 25-14
match # 14 6:30pm ct. 1	
Lone Peak	match # 21 9:00am ct. 1
Hunter	25-14, 25-17, 27-25
Riverton	*
match # 15 8:00pm ct. 4	
Riverton	25-8, 25-20, 25-22
West Jordan	match # 22 9:00am ct. 2
Cottonwood	
match # 16 8:00pm ct. 1	
Northridge	25-14, 25-20, 25-10

Brighton	25-16, 25-16, 25-16
match # 24 2:00pm ct. 1	
Brighton	23-22, 23-21, 1st Place
match # 20 12:30pm ct. 1	
Taylorsville *	23-13, 23-21
Lehi	25-15, 15-25, 20-25, 25-22, 15-13
match # 21 9:00am ct. 1	
Lone Peak	28-26, 22-25, 23-25, 25-10, 15-19
match # 25 2:00pm ct. 2	
Lone Peak	25-14, 14-25, 25-21, 13-25, 19-10
match # 22 9:00am ct. 2	
Northridge *	8th Place
match # 16 8:00pm ct. 1	
Northridge	25-18, 25-22, 26-24

Wrestling

Team Scores5A

1.	Pleasant Grove	269.5
2.	Layton	163.5
3.	Syracuse	141.0
4.	Jordan	118.5
5.	Herriman	108.5
6.	Bingham	100.0
7.	Davis	82.0
8.	American Fork	68.0
9.	Fremont	57.0
10.	Viewmont	56.5

Team Scores2A

1.	Delta	260.0
2.	Millard	218.0
3.	North Sevier	187.0
4.	Beaver	137.0
5.	South Summit	126.0
6.	North Summit	110.0
7.	Emery	100.0
8.	South Sevier	93.0
9.	Manti	90.0
10.	Enterprise	60.5

Team Scores 4A

1.	Mountain Crest	226.0
2.	Maple Mountain	217.0
3.	Wasatch	163.0
4.	Box Elder	142.0
5.	Salem Hills	110.5
6.	Mountain View	106.5
7.	Spanish Fork	104.5
8.	Clearfield	87.0
9.	Roy	61.0
10.	Olympus	59.5

Team Scores

1A		
1.	Monticello	205.0
2.	Altamont	180.5
3.	Wayne	123.5
4.	Duchesne	117.0
5.	Rich	93.0
6.	Piute	89.0
7.	Panguitch	80.0
8.	Bryce Valley	54.0
9.	Milford	49.0
10.	Telos Academy	22.0
10.	White Horse	22.0

Team Scores

1.	Payson	218.0
2.	Juab	173.5
3.	Uintah	166.5
4.	Desert Hills	139.0
5.	Union	131.0
6.	Bear River	114.5
7.	Cedar City	98.5
8.	Pine View	97.5
9.	Morgan	86.5
10.	Dixie	72.0